



BRSCC EuroFest  
BRSCC

Teekay Coupling Production GTI MK2 Championship & MK5  
Series - Qualifying

4 - 5 June 2016  
Zolder - 4000 mtr.

Pos	Nbr	Name / Entrant	Car	Cls	PlC	Fastest	In	Gap	Diff	Laps	Km/h
1	12	John O'Brien Driver	VW Golf GTi Mk5	MK5	1	1:51.689	3			8	128.93
2	21	Josh Johnson Driver	VW Golf GTi Mk5	MK5	2	1:53.313	4	1.624	1.624	8	127.08
3	96	Martyn Walsh Driver	VW Golf GTi Mk5	MK5	3	1:53.375	4	1.686	0.062	8	127.01
4	95	Andy Baylie Driver	VW Golf GTi Mk5	MK5	4	1:54.110	8	2.421	0.735	8	126.19
5	83	Paul Blackburn Driver	VW Golf GTi Mk5	MK5	5	1:54.380	7	2.691	0.270	7	125.90
6	2	James Howlison Driver	VW Golf GTi Mk5	MK5	6	1:56.230	7	4.541	1.850	8	123.89
7	22	Adam Hance Driver	VW Golf GTi	MK2-A	1	2:00.005	5	8.316	3.775	7	120.00
8	45	David Parris Driver	VW Golf GTi	MK2-A	2	2:04.365	7	12.676	4.360	7	115.79
9	35	Chris Baguley Dreamtec Racing	VW Golf GTi	MK2-A	3	2:06.498	6	14.809	2.133	7	113.84
10	75	Ian Webb Driver	VW Golf GTi	MK2-A	4	2:08.060	5	16.371	1.562	7	112.45
11	25	Wesley Chatterton Driver	VW Golf GTi	MK2-B	1	2:09.099	7	17.410	1.039	7	111.54
12	57	Chris Webb Driver	VW Golf GTi	MK2-A	5	2:09.886	4	18.197	0.787	5	110.87

Fastest time : 1:51.689 in lap 3 by nbr. 12 : John O'Brien (VW Golf GTi Mk5)

Publication-time

Results and Laptimes : [www.raceresults.nu](http://www.raceresults.nu)

Timekeeping by : RSTime by TimeService.nl

Clerk of the Course

Steward

Timekeeper

Harald Roelse



**BRSCC EuroFest**  
 BRSCC

Teekay Coupling Production GTi Mk2 Championship &amp; Mk5 Series - Qua

 4 - 5 June 2016  
 Zolder - 4000 mtr.

**Class = MK2-A**

Pos	Nbr	Name / Entrant	Car	Fastest	In	Gap	Diff	Laps	Km/h
1	22	Adam Hance Driver	VW Golf GTi	2:00.005	5			7	120.00
2	45	David Parris Driver	VW Golf GTi	2:04.365	7	4.360	4.360	7	115.79
3	35	Chris Baguley Dreamtec Racing	VW Golf GTi	2:06.498	6	6.493	2.133	7	113.84
4	75	Ian Webb Driver	VW Golf GTi	2:08.060	5	8.055	1.562	7	112.45
5	57	Chris Webb Driver	VW Golf GTi	2:09.886	4	9.881	1.826	5	110.87

**Class = MK2-B**

Pos	Nbr	Name / Entrant	Car	Fastest	In	Gap	Diff	Laps	Km/h
1	25	Wesley Chatterton Driver	VW Golf GTi	2:09.099	7			7	111.54

**Class = MK5**

Pos	Nbr	Name / Entrant	Car	Fastest	In	Gap	Diff	Laps	Km/h
1	12	John O'Brien Driver	VW Golf GTi Mk5	1:51.689	3			8	128.93
2	21	Josh Johnson Driver	VW Golf GTi Mk5	1:53.313	4	1.624	1.624	8	127.08
3	96	Martyn Walsh Driver	VW Golf GTi Mk5	1:53.375	4	1.686	0.062	8	127.01
4	95	Andy Baylie Driver	VW Golf GTi Mk5	1:54.110	8	2.421	0.735	8	126.19
5	83	Paul Blackburn Driver	VW Golf GTi Mk5	1:54.380	7	2.691	0.270	7	125.90
6	2	James Howlison Driver	VW Golf GTi Mk5	1:56.230	7	4.541	1.850	8	123.89

Fastest time : 1:51.689 in lap 3 by nbr. 12 : John OBrien (VW Golf GTi Mk5)

Publication-time

 Results and Laptimes : [www.raceresults.nu](http://www.raceresults.nu)

Timekeeping by : RSTime by TimeService.nl

Clerk of the Course

Steward

Timekeeper



Harald Roelse



BRSCC EuroFest  
BRSCC

Teekay Coupling Production GTI MK2 Championship & MK5 Series  
- Qualifying  
Laptimes

4 - 5 June 2016  
Zolder - 4000 mtr.

Nbr	Name / Team name	1	2	3	4	5	6	7	8	9	10	11	12	13	14	15
2	James Howison	2:19.948	2:00.081	2:01.660	1:58.743	1:57.952	1:58.199	1:56.230	2:06.260							
12	John O'Brien	2:12.812	1:56.792	1:51.689	1:52.773	1:53.044	1:53.401	1:53.676	2:17.649							
21	Josh Johnson	2:13.638	1:54.309	1:53.667	1:53.313	2:01.009	1:54.205	1:54.725	1:58.533							
22	Adam Hance	2:22.396	2:01.739	2:01.454	2:00.413	2:00.005	2:16.481	2:06.724								
25	Wesley Chatterton	2:35.208	2:18.107	2:12.491	2:10.785	2:12.504	2:09.894	2:09.099								
35	Chris Baguley	2:20.630	2:09.305	2:09.055	2:07.172	2:07.397	2:06.498	2:07.065								
45	David Parris	2:25.962	2:08.242	2:05.925	2:05.302	2:05.058	2:04.440	2:04.365								
57	Chris Webb	2:42.839	2:12.191	2:10.616	2:09.886	3:10.995										
75	Ian Webb	2:42.808	2:11.932	2:10.669	2:08.641	2:08.060	2:08.156	2:09.282								
83	Paul Blackburn	2:07.881	1:56.406	1:55.149	1:58.176	1:56.305	1:54.714	1:54.380								
95	Andy Baylie	2:05.794	1:55.771	1:54.903	1:54.867	1:54.456	1:55.425	1:57.792	1:54.110							
96	Marty n Walsh	2:09.046	1:55.689	1:54.273	1:53.375	1:54.810	1:53.742	1:55.575	1:54.135							

BRSCC EuroFest  
BRSCC

Teekay Coupling Production GTI MK2 Championship & MK5 Series  
- Qualifying

4 - 5 June 2016  
Zolder - 4000 mtr.

Pos	Nbr	Name / Team name	Sector 1			Sector 2			Sector 3			Theoretical best	Actual best	In
			time	Lap	pos	time	Lap	pos	time	Lap	pos			
1	12	John O'Brien	36.237	3	1	41.031	3	1	34.421	3	1	1:51.689	1:51.689	3
2	21	Josh Johnson	36.489	4	2	41.381	3	3	35.173	4	5	1:53.043	1:53.313	4
3	96	Martyn Walsh	37.065	6	5	41.323	4	2	34.948	4	2	1:53.336	1:53.375	4
4	95	Andy Baylie	37.051	8	4	41.886	5	5	35.127	2	4	1:54.064	1:54.110	8
5	83	Paul Blackburn	37.027	6	3	41.780	7	4	35.067	3	3	1:53.874	1:54.380	7
6	2	James Howlison	37.618	7	6	43.139	7	6	35.473	7	6	1:56.230	1:56.230	7
7	22	Adam Hance	38.037	5	7	44.467	3	7	37.420	5	7	1:59.924	2:00.005	5
8	45	David Parris	39.804	7	9	45.679	4	8	38.132	6	8	2:03.615	2:04.365	7
9	35	Chris Baguley	39.667	6	8	46.634	3	9	39.355	5	10	2:05.656	2:06.498	6
10	75	Ian Webb	41.421	6	12	47.222	4	10	38.914	5	9	2:07.557	2:08.060	5
11	25	Wesley Chatterton	40.900	7	10	47.752	7	11	39.855	6	12	2:08.507	2:09.099	7
12	57	Chris Webb	41.233	4	11	48.546	4	12	39.544	2	11	2:09.323	2:09.886	4

BRSCC EuroFest  
BRSCC

Teekay Coupling Production GTI MK2 Championship & Mk5 Series  
- Qualifying  
Laps and Sector Times

4 - 5 June 2016  
Zolder - 4000 mtr.

2 James Howlison								VW Golf GTi Mk5											
lap	Sect-1	Speed	Sect-2	Speed	Sect-3	Speed	TopSpeed	laptime	pit	lap	Sect-1	Speed	Sect-2	Speed	Sect-3	Speed	Topspeed	laptime	pit
1	Out		50.719		37.877	161.2		2:19.948		5	38.536		43.684		35.732	<u>162.8</u>		1:57.952	
2	39.337		44.531		36.213	162.0		2:00.081		6	38.441		44.120		35.638	162.0		1:58.199	
3	39.330		44.155		38.175	161.2		2:01.660		7	<u>37.618</u>		<u>43.139</u>		<u>35.473</u>	160.5		<u>1:56.230</u>	
4	38.536		44.305		35.902	<u>162.8</u>		1:58.743		8	43.057		46.419		36.784	122.4		2:06.260	

12 John O'Brien								VW Golf GTi Mk5											
lap	Sect-1	Speed	Sect-2	Speed	Sect-3	Speed	TopSpeed	laptime	pit	lap	Sect-1	Speed	Sect-2	Speed	Sect-3	Speed	Topspeed	laptime	pit
1	Out		46.038		36.056	<u>165.1</u>		2:12.812		5	36.373		41.405		35.266	161.2		1:53.044	
2	39.930		41.899		34.963	163.6		1:56.792		6	36.357		41.887		35.157	162.0		1:53.401	
3	<u>36.237</u>		<u>41.031</u>		<u>34.421</u>	<u>165.1</u>		<u>1:51.689</u>		7	36.323		41.785		35.568	156.1		1:53.676	
4	36.646		41.233		34.894	163.6		1:52.773		8	44.113		50.454		43.082	147.9		2:17.649	

21 Josh Johnson								VW Golf GTi Mk5											
lap	Sect-1	Speed	Sect-2	Speed	Sect-3	Speed	TopSpeed	laptime	pit	lap	Sect-1	Speed	Sect-2	Speed	Sect-3	Speed	Topspeed	laptime	pit
1	Out		47.130		35.543	159.0		2:13.638		5	36.846		47.379		36.784	159.0		2:01.009	
2	36.994		42.081		35.234	<u>160.5</u>		1:54.309		6	36.679		41.693		35.833	157.5		1:54.205	
3	36.527		<u>41.381</u>		35.759	<u>160.5</u>		1:53.667		7	36.572		41.519		36.634	151.2		1:54.725	
4	<u>36.489</u>		41.651		<u>35.173</u>	<u>160.5</u>		<u>1:53.313</u>		8	38.892		43.943		35.698	159.0		1:58.533	

22 Adam Hance								VW Golf GTi											
lap	Sect-1	Speed	Sect-2	Speed	Sect-3	Speed	TopSpeed	laptime	pit	lap	Sect-1	Speed	Sect-2	Speed	Sect-3	Speed	Topspeed	laptime	pit
1	Out		51.499		39.891	144.2		2:22.396		5	<u>38.037</u>		44.548		<u>37.420</u>	142.9		<u>2:00.005</u>	
2	39.254		44.600		37.885	<u>146.6</u>		2:01.739		6	43.146		51.435		41.900	144.2		2:16.481	
3	38.177		<u>44.467</u>		38.810	141.2		2:01.454		7	41.656		46.980		38.088	137.2		2:06.724	
4	38.245		44.608		37.560	144.2		2:00.413		8									

25 Wesley Chatterton								VW Golf GTi											
lap	Sect-1	Speed	Sect-2	Speed	Sect-3	Speed	TopSpeed	laptime	pit	lap	Sect-1	Speed	Sect-2	Speed	Sect-3	Speed	Topspeed	laptime	pit
1	Out		58.154		42.596	129.4		2:35.208		5	42.283		49.636		40.585	<u>133.9</u>		2:12.504	
2	45.767		51.003		41.337	130.8		2:18.107		6	41.173		48.866		<u>39.855</u>	<u>133.9</u>		2:09.894	
3	43.838		48.412		40.241	<u>133.9</u>		2:12.491		7	<u>40.900</u>		<u>47.752</u>		40.447	132.9		<u>2:09.099</u>	
4	42.920		47.875		39.990	131.9		2:10.785		8									

35 Chris Baguley								VW Golf GTi											
lap	Sect-1	Speed	Sect-2	Speed	Sect-3	Speed	TopSpeed	laptime	pit	lap	Sect-1	Speed	Sect-2	Speed	Sect-3	Speed	Topspeed	laptime	pit
1	Out		50.881		40.784	140.6		2:20.630		5	40.995		47.047		<u>39.355</u>	138.9		2:07.397	
2	41.994		47.871		39.440	<u>141.8</u>		2:09.305		6	<u>39.667</u>		47.205		39.626	139.4		<u>2:06.498</u>	
3	42.523		<u>46.634</u>		39.898	138.3		2:09.055		7	40.973		46.678		39.414	140.0		2:07.065	
4	40.041		47.590		39.541	140.6		2:07.172		8									

45 David Parris								VW Golf GTi											
lap	Sect-1	Speed	Sect-2	Speed	Sect-3	Speed	TopSpeed	laptime	pit	lap	Sect-1	Speed	Sect-2	Speed	Sect-3	Speed	Topspeed	laptime	pit
1	Out		54.440		39.898	120.2		2:25.962		5	40.179		46.531		38.348	142.9		2:05.058	
2	43.247		46.617		38.378	<u>144.2</u>		2:08.242		6	40.551		45.757		<u>38.132</u>	143.5		2:04.440	
3	40.951		46.291		38.683	140.0		2:05.925		7	<u>39.804</u>		45.994		38.567	<u>144.2</u>		<u>2:04.365</u>	
4	40.995		<u>45.679</u>		38.628	142.9		2:05.302		8									

57 Chris Webb								VW Golf GTi											
lap	Sect-1	Speed	Sect-2	Speed	Sect-3	Speed	TopSpeed	laptime	pit	lap	Sect-1	Speed	Sect-2	Speed	Sect-3	Speed	Topspeed	laptime	pit
1	Out		59.730		43.766	136.1		2:42.839		4	<u>41.233</u>		<u>48.546</u>		40.107	140.6		<u>2:09.886</u>	
2	43.119		49.528		<u>39.544</u>	<u>142.3</u>		2:12.191		5	50.831		1:08.983		In			3:10.995	P
3	41.343		49.465		39.808	140.0		2:10.616		6									

BRSCC EuroFest  
BRSCC

Teekay Coupling Production GTI MK2 Championship & Mk5 Series  
- Qualifying  
Laps and Sector Times

4 - 5 June 2016  
Zolder - 4000 mtr.

75		Ian Webb						VW Golf GTi											
lap	Sect-1	Speed	Sect-2	Speed	Sect-3	Speed	TopSpeed	laptime	pit	lap	Sect-1	Speed	Sect-2	Speed	Sect-3	Speed	Topspeed	laptime	pit
1	Out		1:00.157		42.800	141.2		2:42.808		5	41.826		47.320		<u>38.914</u>	<u>148.6</u>		<u>2:08.060</u>	
2	43.162		48.880		39.890	144.2		2:11.932		6	<u>41.421</u>		47.489		39.246	141.2		2:08.156	
3	42.724		48.421		39.524	144.8		2:10.669		7	41.877		48.005		39.400	141.2		2:09.282	
4	41.965		<u>47.222</u>		39.454	132.4		2:08.641		8									

83		Paul Blackburn						VW Golf GTi Mk5											
lap	Sect-1	Speed	Sect-2	Speed	Sect-3	Speed	TopSpeed	laptime	pit	lap	Sect-1	Speed	Sect-2	Speed	Sect-3	Speed	Topspeed	laptime	pit
1	Out		45.506		35.910	<u>159.7</u>		2:07.881		5	38.089		42.317		35.899	159.0		1:56.305	
2	38.073		42.552		35.781	<u>159.7</u>		1:56.406		6	<u>37.027</u>		41.879		35.808	<u>159.7</u>		1:54.714	
3	37.752		42.330		<u>35.067</u>	<u>159.7</u>		1:55.149		7	37.039		<u>41.780</u>		35.561	<u>159.7</u>		1:54.380	
4	37.585		42.550		38.041	<u>159.7</u>		1:58.176		8									

95		Andy Baylie						VW Golf GTi Mk5											
lap	Sect-1	Speed	Sect-2	Speed	Sect-3	Speed	TopSpeed	laptime	pit	lap	Sect-1	Speed	Sect-2	Speed	Sect-3	Speed	Topspeed	laptime	pit
1	Out		44.979		35.824	160.5		2:05.794		5	37.227		<u>41.886</u>		35.343	159.7		1:54.456	
2	37.969		42.675		<u>35.127</u>	<u>161.2</u>		1:55.771		6	37.434		42.451		35.540	159.0		1:55.425	
3	37.489		41.932		35.482	159.7		1:54.903		7	37.800		43.878		36.114	160.5		1:57.792	
4	37.224		42.096		35.547	159.7		1:54.867		8	<u>37.051</u>		41.923		35.136	159.7		1:54.110	

96		Martyn Walsh						VW Golf GTi Mk5											
lap	Sect-1	Speed	Sect-2	Speed	Sect-3	Speed	TopSpeed	laptime	pit	lap	Sect-1	Speed	Sect-2	Speed	Sect-3	Speed	Topspeed	laptime	pit
1	Out		46.475		35.763	161.2		2:09.046		5	37.133		42.044		35.633	<u>162.0</u>		1:54.810	
2	37.868		42.658		35.163	<u>162.0</u>		1:55.689		6	<u>37.065</u>		41.509		35.168	161.2		1:53.742	
3	37.169		41.800		35.304	<u>162.0</u>		1:54.273		7	37.132		42.196		36.247	161.2		1:55.575	
4	37.104		<u>41.323</u>		<u>34.948</u>	<u>162.0</u>		<u>1:53.375</u>		8	37.186		41.530		35.419	161.2		1:54.135	



BRSCC EuroFest  
BRSCC

Heat name : Teekay Coupling Production GTI MK2 Championship & MK5 Series - Qualifying  
 Heat Date : 04 June 2016  
 Weather :  
 Circuit name : Zolder - 4000 mtr.

Participants Started : 12 Participants Classified : 12  
 Participants Finished : 10 Participants Not Classified : 2  
 Participants Not Finished : 4

Green flag at : 11:03:26 Heat recording start time : 11:01:29  
 Finish flag waved at : 11:18:26 Heat recording end time : 11:23:29  
 Total time under Green : 15:00 Total of All Laps in Heat : 87  
 Number of cautions : 0 Total time under Yellow : 00:00:00  
 Number of code-60's : 0 Total time under Code-60 : 00:00:00

Summary of winners per class

Nbr	Name / Team name	Car	Cls	Fastest Laptime	In	Avg. Speed	Laps	Race Time
-----	------------------	-----	-----	-----------------	----	------------	------	-----------

Best Lap time history during the Heat

#	Nbr	lap time	in lap	Name	Car	time of day
1	95	1:55.771	2	Andy Baylie	VW Golf GTi Mk5	11:07:34
2	96	1:55.689	2	Martyn Walsh	VW Golf GTi Mk5	11:07:45
3	21	1:54.309	2	Josh Johnson	VW Golf GTi Mk5	11:07:47
4	96	1:54.273	3	Martyn Walsh	VW Golf GTi Mk5	11:09:40
5	21	1:53.667	3	Josh Johnson	VW Golf GTi Mk5	11:09:41
6	12	1:51.689	3	John O'Brien	VW Golf GTi Mk5	11:09:52

Summary of best laptimes per class

Nbr	Name / Team name	Car	Cls	Fastest Laptime	In	Speed
22	Adam Hance	VW Golf GTi	MK2-A	2:00.005	5	120.00
25	Wesley Chatterton	VW Golf GTi	MK2-B	2:09.099	7	111.54
12	John O'Brien	VW Golf GTi Mk5	MK5	1:51.689	3	128.93





BRSCC EuroFest  
BRSCC

Teekay Coupling Production GTi Mk2 Championship & Mk5 Series - Race 5

4 - 5 June 2016  
Zolder - 4000 mtr.

Pos	Nbr	Name / Entrant	Car	Cls	PIC	Gap	Total time	Fastest	In	Avg. Speed
1	12	John O'Brien Driver	VW Golf GTi Mk5	MK5	1	-- 11 laps --	21:38.353	1:54.268	8	122.00
2	21	Josh Johnson Driver	VW Golf GTi Mk5	MK5	2	4.427	21:42.780	1:54.281	11	121.58
3	95	Andy Baylie Driver	VW Golf GTi Mk5	MK5	3	8.668	21:47.021	1:56.219	8	121.19
4	96	Martyn Walsh Driver	VW Golf GTi Mk5	MK5	4	14.851	21:53.204	1:55.061	7	120.62
5	83	Paul Blackburn Driver	VW Golf GTi Mk5	MK5	5	21.754	22:00.107	1:56.240	7	119.99
6	2	James Howlison Driver	VW Golf GTi Mk5	MK5	6	24.135	22:02.488	1:55.464	10	119.77
7	22	Adam Hance Driver	VW Golf GTi	MK2-A	1	1:30.725	23:09.078	2:03.332	11	114.03
8	57	Chris Webb Driver	VW Golf GTi	MK2-A	2	1:34.080	23:12.433	2:01.954	11	113.75
9	45	David Parris Driver	VW Golf GTi	MK2-A	3	-- 10 laps --	21:46.540	2:07.144	10	110.21
10	35	Chris Baguley Dreamtec Racing	VW Golf GTi	MK2-A	4	11.326	21:57.866	2:08.238	6	109.26
11	75	Ian Webb Driver	VW Golf GTi	MK2-A	5	19.874	22:06.414	2:08.127	9	108.56
12	25	Wesley Chatterton Driver	VW Golf GTi	MK2-B	1	1:04.708	22:51.248	2:11.496	9	105.01

Fastest time : 1:54.268 in lap 8 by nbr. 12 : John O'Brien (VW Golf GTi Mk5)

Publication-time

Results and Laptimes : [www.raceresults.nu](http://www.raceresults.nu)

Timekeeping by : RSTime by TimeService.nl

Clerk of the Course

Steward

Timekeeper

Harald Roelse





BRSCC EuroFest  
BRSCC

Teekay Coupling Production GTi Mk2 Championship & Mk5 Series - Race

4 - 5 June 2016  
Zolder - 4000 mtr.

**Class = MK2-A**

Pos	Nbr	Name / Entrant	Car	Gap	Diff	Total time	Fastest	In
1	22	Adam Hance Driver	VW Golf GTi	-- 11 laps --		23:09.078	2:03.332	11
2	57	Chris Webb Driver	VW Golf GTi	3.355	3.355	23:12.433	2:01.954	11
3	45	David Parris Driver	VW Golf GTi	-- 10 laps --		21:46.540	2:07.144	10
4	35	Chris Baguley Dreamtec Racing	VW Golf GTi	11.326	11.326	21:57.866	2:08.238	6
5	75	Ian Webb Driver	VW Golf GTi	19.874	8.548	22:06.414	2:08.127	9



**Class = MK2-B**

Pos	Nbr	Name / Entrant	Car	Gap	Diff	Total time	Fastest	In
1	25	Wesley Chatterton Driver	VW Golf GTi	-- 10 laps --		22:51.248	2:11.496	9

**Class = MK5**

Pos	Nbr	Name / Entrant	Car	Gap	Diff	Total time	Fastest	In
1	12	John O'Brien Driver	VW Golf GTi Mk5	-- 11 laps --		21:38.353	1:54.268	8
2	21	Josh Johnson Driver	VW Golf GTi Mk5	4.427	4.427	21:42.780	1:54.281	11
3	95	Andy Baylie Driver	VW Golf GTi Mk5	8.668	4.241	21:47.021	1:56.219	8
4	96	Martyn Walsh Driver	VW Golf GTi Mk5	14.851	6.183	21:53.204	1:55.061	7
5	83	Paul Blackburn Driver	VW Golf GTi Mk5	21.754	6.903	22:00.107	1:56.240	7
6	2	James Howlison Driver	VW Golf GTi Mk5	24.135	2.381	22:02.488	1:55.464	10

All participants are classified. The classification distance (80% of 11 laps = 9 laps) was achieved

Fastest time : 1:54.268 in lap 8 by nbr. 12 : John OBrien (WV Golf GTi Mk5)			Publication-time
Results and Laptimes : <a href="http://www.raceresults.nu">www.raceresults.nu</a>		Timekeeping by : RSTime by TimeService.nl	
Clerk of the Course	Steward	Timekeeper  Harald Roelse	
Page 1 of 1	Results remain provisional pending technical examination and decisions from the stewards of the meeting		



BRSCC EuroFest  
BRSCC

Teekay Coupling Production GTI MK2 Championship & MK5 Series

- Race 5  
Laptimes

4 - 5 June 2016  
Zolder - 4000 mtr.

Nbr	Name / Team name	1	2	3	4	5	6	7	8	9	10	11	12	13	14	15
2	James Howison	2:12.123	2:04.785	2:01.396	2:00.428	1:58.948	1:57.448	1:56.689	1:56.800	1:56.385	1:55.464	1:57.384				
12	John O'Brien	2:08.187	1:59.755	2:00.149	1:56.925	1:55.378	1:55.761	1:56.838	1:54.268	1:55.325	1:55.182	1:55.625				
21	Josh Johnson	2:09.860	2:01.861	1:59.117	1:57.792	1:57.285	1:57.966	1:55.717	1:56.057	1:55.848	1:54.748	1:54.281				
22	Adam Hance	2:09.319	2:06.237	2:05.496	2:05.287	2:04.860	2:05.096	2:04.606	2:04.707	2:04.267	2:03.809	2:03.332				
25	Wesley Chatterton	2:22.377	2:21.116	2:18.771	2:16.138	2:13.229	2:13.978	2:16.403	2:12.623	2:11.496	2:11.727					
35	Chris Baguley	2:14.098	2:12.391	2:09.295	2:12.504	2:08.523	2:08.238	2:09.352	2:08.781	2:09.610	2:12.466					
45	David Parris	2:16.149	2:11.736	2:09.338	2:09.144	2:08.652	2:08.427	2:08.482	2:07.488	2:07.948	2:07.144					
57	Chris Webb	2:14.479	2:09.758	2:05.727	2:05.385	2:04.981	2:04.227	2:03.344	2:03.709	2:02.698	2:02.691	2:01.954				
75	Ian Webb	2:17.272	2:13.437	2:11.609	2:11.410	2:11.815	2:10.296	2:09.968	2:10.226	2:08.127	2:09.217					
83	Paul Blackburn	2:10.652	2:04.865	1:59.239	2:00.243	1:58.332	1:56.950	1:56.240	1:56.559	1:58.125	1:57.378	1:57.628				
95	Andy Baylie	2:07.690	2:01.443	1:59.731	1:57.870	1:57.675	1:56.615	1:56.836	1:56.219	1:57.022	1:56.420	1:56.242				
96	Marty n Walsh	2:10.841	2:03.882	1:59.384	2:00.679	1:58.045	1:57.027	1:55.061	1:56.800	1:55.470	1:56.332	1:56.253				

BRSCC EuroFest  
BRSCC

Teekay Coupling Production GTI MK2 Championship & MK5 Series  
- Race 5

4 - 5 June 2016  
Zolder - 4000 mtr.

Pos	Nbr	Name / Team name	Sector 1			Sector 2			Sector 3			Theoretical best	Actual best	In
			time	Lap	pos	time	Lap	pos	time	Lap	pos			
1	12	John O'Brien	36.551	8	1	42.252	8	4	35.444	5	2	1:54.247	1:54.268	8
2	21	Josh Johnson	36.681	11	2	41.433	10	1	35.586	11	3	1:53.700	1:54.281	11
3	95	Andy Baylie	37.261	10	5	42.261	11	5	35.856	8	5	1:55.378	1:56.219	8
4	96	Martyn Walsh	37.157	7	4	42.148	11	2	35.325	7	1	1:54.630	1:55.061	7
5	83	Paul Blackburn	37.374	9	6	42.195	9	3	35.977	6	6	1:55.546	1:56.240	7
6	2	James Howlison	37.117	10	3	42.680	10	6	35.667	10	4	1:55.464	1:55.464	10
7	22	Adam Hance	39.268	9	8	45.521	10	8	38.384	11	8	2:03.173	2:03.332	11
8	57	Chris Webb	39.120	11	7	45.015	11	7	37.819	11	7	2:01.954	2:01.954	11
9	45	David Parris	40.724	10	10	47.127	9	9	38.709	10	9	2:06.560	2:07.144	10
10	35	Chris Baguley	40.377	9	9	47.524	6	11	39.533	7	11	2:07.434	2:08.238	6
11	75	Ian Webb	41.422	9	11	47.480	9	10	39.225	9	10	2:08.127	2:08.127	9
12	25	Wesley Chatterton	42.033	9	12	48.149	10	12	40.118	5	12	2:10.300	2:11.496	9

BRSCC EuroFest  
BRSCC

Teekay Coupling Production GTI MK2 Championship & MK5 Series  
- Race 5  
Laps and Sector Times

4 - 5 June 2016  
Zolder - 4000 mtr.

2 James Howlison									VW Golf GTi Mk5											
lap	Sect-1	Speed	Sect-2	Speed	Sect-3	Speed	TopSpeed	laptime	pit	lap	Sect-1	Speed	Sect-2	Speed	Sect-3	Speed	Topspeed	laptime	pit	
1	45.212		48.473		38.438	160.5		2:12.123		7	37.707		42.758		36.224	159.7			1:56.689	
2	40.876		46.167		37.742	160.5		2:04.785		8	38.008		42.813		35.979	162.0			1:56.800	
3	39.266		45.177		36.953	160.5		2:01.396		9	37.245		43.201		35.939	<u>162.8</u>			1:56.385	
4	38.813		44.617		36.998	161.2		2:00.428		10	<u>37.117</u>		<u>42.680</u>		<u>35.667</u>	<u>162.8</u>			<u>1:55.464</u>	
5	38.433		43.960		36.555	162.0		1:58.948		11	37.337		43.914		36.133	159.0			1:57.384	
6	37.965		43.231		36.252	162.0		1:57.448		12										

12 John O'Brien									VW Golf GTi Mk5											
lap	Sect-1	Speed	Sect-2	Speed	Sect-3	Speed	TopSpeed	laptime	pit	lap	Sect-1	Speed	Sect-2	Speed	Sect-3	Speed	Topspeed	laptime	pit	
1	44.872		46.181		37.134	<u>163.6</u>		2:08.187		7	37.522		43.535		35.781	162.0			1:56.838	
2	38.487		44.394		36.874	162.8		1:59.755		8	<u>36.551</u>		<u>42.252</u>		35.465	<u>163.6</u>			<u>1:54.268</u>	
3	38.753		44.225		37.171	162.0		2:00.149		9	37.134		42.612		35.579	161.2			1:55.325	
4	37.752		43.049		36.124	162.0		1:56.925		10	36.734		42.637		35.811	162.0			1:55.182	
5	37.153		42.781		<u>35.444</u>	162.0		1:55.378		11	37.464		42.561		35.600	162.0			1:55.625	
6	37.114		42.728		35.919	<u>163.6</u>		1:55.761		12										

21 Josh Johnson									VW Golf GTi Mk5											
lap	Sect-1	Speed	Sect-2	Speed	Sect-3	Speed	TopSpeed	laptime	pit	lap	Sect-1	Speed	Sect-2	Speed	Sect-3	Speed	Topspeed	laptime	pit	
1	44.806		45.694		39.360	157.5		2:09.860		7	36.795		42.223		36.699	156.8			1:55.717	
2	39.253		44.992		37.616	155.3		2:01.861		8	37.353		42.424		36.280	156.8			1:56.057	
3	38.114		44.116		36.887	156.1		1:59.117		9	37.459		42.400		35.989	156.8			1:55.848	
4	38.264		43.072		36.456	158.2		1:57.792		10	37.223		<u>41.433</u>		36.092	159.7			1:54.748	
5	37.746		43.326		36.213	160.5		1:57.285		11	<u>36.681</u>		42.014		<u>35.586</u>	<u>161.2</u>			<u>1:54.281</u>	
6	38.007		42.290		37.669	156.8		1:57.966		12										

22 Adam Hance									VW Golf GTi											
lap	Sect-1	Speed	Sect-2	Speed	Sect-3	Speed	TopSpeed	laptime	pit	lap	Sect-1	Speed	Sect-2	Speed	Sect-3	Speed	Topspeed	laptime	pit	
1	43.453		46.115		39.751	141.8		2:09.319		7	39.481		46.494		38.631	142.9			2:04.606	
2	40.608		46.467		39.162	142.3		2:06.237		8	39.704		46.000		39.003	143.5			2:04.707	
3	40.356		46.118		39.022	<u>146.6</u>		2:05.496		9	<u>39.268</u>		46.444		38.555	142.9			2:04.267	
4	40.097		46.185		39.005	141.8		2:05.287		10	39.336		<u>45.521</u>		38.952	144.2			2:03.809	
5	39.706		46.052		39.102	142.9		2:04.860		11	39.398		45.550		<u>38.384</u>	142.9			<u>2:03.332</u>	
6	39.832		46.095		39.169	142.9		2:05.096		12										

25 Wesley Chatterton									VW Golf GTi											
lap	Sect-1	Speed	Sect-2	Speed	Sect-3	Speed	TopSpeed	laptime	pit	lap	Sect-1	Speed	Sect-2	Speed	Sect-3	Speed	Topspeed	laptime	pit	
1	47.829		51.987		42.561	130.8		2:22.377		6	43.221		49.130		41.627	127.4			2:13.978	
2	45.618		52.258		43.240	132.4		2:21.116		7	43.099		50.476		42.828	<u>135.5</u>			2:16.403	
3	45.251		51.434		42.086	131.9		2:18.771		8	42.757		48.545		41.321	132.9			2:12.623	
4	44.612		50.519		41.007	132.4		2:16.138		9	<u>42.033</u>		48.606		40.857	131.4			<u>2:11.496</u>	
5	43.764		49.347		<u>40.118</u>	132.9		2:13.229		10	42.581		<u>48.149</u>		40.997	131.4			2:11.727	

35 Chris Baguley									VW Golf GTi											
lap	Sect-1	Speed	Sect-2	Speed	Sect-3	Speed	TopSpeed	laptime	pit	lap	Sect-1	Speed	Sect-2	Speed	Sect-3	Speed	Topspeed	laptime	pit	
1	45.138		47.719		41.241	137.7		2:14.098		6	41.064		<u>47.524</u>		39.650	140.6			<u>2:08.238</u>	
2	41.762		50.150		40.479	139.4		2:12.391		7	41.353		48.466		<u>39.533</u>	<u>141.8</u>			2:09.352	
3	41.417		47.931		39.947	137.7		2:09.295		8	41.322		47.652		39.807	141.2			2:08.781	
4	44.835		47.654		40.015	140.0		2:12.504		9	<u>40.377</u>		47.732		41.501	138.9			2:09.610	
5	40.785		47.944		39.794	141.2		2:08.523		10	42.084		48.647		41.735	138.9			2:12.466	

45 David Parris									VW Golf GTi											
lap	Sect-1	Speed	Sect-2	Speed	Sect-3	Speed	TopSpeed	laptime	pit	lap	Sect-1	Speed	Sect-2	Speed	Sect-3	Speed	Topspeed	laptime	pit	
1	46.082		48.939		41.128	142.3		2:16.149		6	41.085		47.873		39.469	143.5			2:08.427	
2	42.733		48.977		40.026	144.2		2:11.736		7	41.494		47.634		39.354	141.8			2:08.482	
3	42.085		47.962		39.291	<u>144.8</u>		2:09.338		8	41.186		47.373		38.929	143.5			2:07.488	
4	41.915		47.987		39.242	142.9		2:09.144		9	41.614		<u>47.127</u>		39.207	142.9			2:07.948	

## BRSCC EuroFest BRSCC

### Teekay Coupling Production GTI MK2 Championship & MK5 Series

- Race 5

Laps and Sector Times

4 - 5 June 2016

Zolder - 4000 mtr.

5	41.708	48.234	38.710	143.5	2:08.652	10	40.724	47.711	38.709	141.8	2:07.144
---	--------	--------	--------	-------	----------	----	--------	--------	--------	-------	----------

57 Chris Webb										VW Golf GTi									
lap	Sect-1	Speed	Sect-2	Speed	Sect-3	Speed	TopSpeed	laptime	pit	lap	Sect-1	Speed	Sect-2	Speed	Sect-3	Speed	Topspeed	laptime	pit
1	44.931		49.272		40.276	141.8		2:14.479		7	39.521		45.549		38.274	146.6		2:03.344	
2	41.481		48.763		39.514	142.3		2:09.758		8	39.581		45.269		38.859	146.0		2:03.709	
3	40.646		46.570		38.511	144.2		2:05.727		9	39.390		45.319		37.989	146.6		2:02.698	
4	40.586		45.890		38.909	143.5		2:05.385		10	39.372		45.257		38.062	146.6		2:02.691	
5	40.451		45.698		38.832	144.2		2:04.981		11	39.120		45.015		37.819	145.4		2:01.954	
6	40.040		45.721		38.466	144.2		2:04.227		12									

75 Ian Webb										VW Golf GTi									
lap	Sect-1	Speed	Sect-2	Speed	Sect-3	Speed	TopSpeed	laptime	pit	lap	Sect-1	Speed	Sect-2	Speed	Sect-3	Speed	Topspeed	laptime	pit
1	46.728		49.540		41.004	141.8		2:17.272		6	42.824		47.681		39.791	137.7		2:10.296	
2	43.697		49.244		40.496	149.2		2:13.437		7	42.129		47.859		39.980	149.2		2:09.968	
3	43.118		48.275		40.216	144.2		2:11.609		8	42.191		47.718		40.317	147.9		2:10.226	
4	42.781		48.566		40.063	148.6		2:11.410		9	41.422		47.480		39.225	140.0		2:08.127	
5	43.011		48.820		39.984	147.3		2:11.815		10	41.423		47.766		40.028	151.2		2:09.217	

83 Paul Blackburn										VW Golf GTi Mk5									
lap	Sect-1	Speed	Sect-2	Speed	Sect-3	Speed	TopSpeed	laptime	pit	lap	Sect-1	Speed	Sect-2	Speed	Sect-3	Speed	Topspeed	laptime	pit
1	45.335		46.498		38.819	158.2		2:10.652		7	37.398		42.797		36.045	159.0		1:56.240	
2	41.677		45.301		37.887	158.2		2:04.865		8	37.665		42.569		36.325	159.7		1:56.559	
3	38.989		43.749		36.501	157.5		1:59.239		9	37.374		42.195		38.556	158.2		1:58.125	
4	38.838		44.614		36.791	159.0		2:00.243		10	37.660		42.757		36.961	156.8		1:57.378	
5	38.417		43.816		36.099	159.7		1:58.332		11	37.616		43.550		36.462	159.0		1:57.628	
6	37.919		43.054		35.977	158.2		1:56.950		12									

95 Andy Baylie										VW Golf GTi Mk5									
lap	Sect-1	Speed	Sect-2	Speed	Sect-3	Speed	TopSpeed	laptime	pit	lap	Sect-1	Speed	Sect-2	Speed	Sect-3	Speed	Topspeed	laptime	pit
1	44.196		46.106		37.388	159.0		2:07.690		7	38.159		42.555		36.122	157.5		1:56.836	
2	39.965		44.614		36.864	159.0		2:01.443		8	37.902		42.461		35.856	157.5		1:56.219	
3	39.047		44.083		36.601	159.0		1:59.731		9	37.840		43.145		36.037	159.7		1:57.022	
4	38.247		43.182		36.441	153.9		1:57.870		10	37.261		42.775		36.384	158.2		1:56.420	
5	38.347		43.065		36.263	159.7		1:57.675		11	37.753		42.261		36.228	159.0		1:56.242	
6	38.155		42.262		36.198	160.5		1:56.615		12									

96 Martyn Walsh										VW Golf GTi Mk5									
lap	Sect-1	Speed	Sect-2	Speed	Sect-3	Speed	TopSpeed	laptime	pit	lap	Sect-1	Speed	Sect-2	Speed	Sect-3	Speed	Topspeed	laptime	pit
1	45.419		46.652		38.770	159.0		2:10.841		7	37.157		42.579		35.325	161.2		1:55.061	
2	41.492		45.459		36.931	160.5		2:03.882		8	37.848		42.995		35.957	160.5		1:56.800	
3	39.397		43.826		36.161	161.2		1:59.384		9	37.330		42.513		35.627	160.5		1:55.470	
4	39.633		44.507		36.539	159.7		2:00.679		10	37.820		42.558		35.954	161.2		1:56.332	
5	38.636		43.701		35.708	161.2		1:58.045		11	37.808		42.148		36.297	159.7		1:56.253	
6	38.408		42.564		36.055	161.2		1:57.027		12									

**BRSCC EuroFest**  
BRSCC

4 - 5 June 2016



Zolder - 4000 mtr.

**tartgrid - Teekay Coupling Production GTi Mk2 Championship & Mk5 Series - Race**

Start Time : 10:05 - Heat Duration : 20 Minutes

Pos	Nbr	Name	time		Pos	Nbr	Name	time
16	57	Chris Webb	2:09.886	Row 8	15	25	Wesley Chat terton	2:09.099
14	75	Ian Webb	2:08.060	Row 7	13	35	Chris Baguley	2:06.498
12	45	David Parris	2:04.365	Row 6	11	22	Adam Hance	2:00.005
10		--- empty ---		Row 5	9		--- empty ---	
8		--- empty ---		Row 4	7		--- empty ---	
6	2	James Howlison	1:56.230	Row 3	5	83	Paul Blackburn	1:54.380
4	95	Andy Baylie	1:54.110	Row 2	3	96	Martyn Walsh	1:53.375
2	21	Josh Johnson	1:53.313	Row 1	1	12	John O'Brien	1:51.689

----- STARTLINE ----- Pole Left -----

Results and Laptimes : <a href="http://www.raceresults.nu">www.raceresults.nu</a>			Timekeeping by : RSTime by TimeService.nl		<b>Publication-time</b>  
Clerk of the Course	Steward	Timekeeper	 Harald Roelse		
Page 1 of 1					



BRSCC EuroFest  
BRSCC

Heat name : Teekay Coupling Production GTI MK2 Championship & MK5 Series - Race  
Heat Date : 05 June 2016  
Weather :  
Circuit name : Zolder - 4000 mtr.

Participants Started : 12 Participants Classified : 12  
Participants Finished : 12 Participants Not Classified : 2  
Participants Not Finished : 2

Green flag at : 10:11:46 Heat recording start time : 09:26:33  
Finish flag waved at : 10:33:25 Heat recording end time :  
Total time under Green : 21:38 Total of All Laps in Heat : 128  
Number of cautions : 0 Total time under Yellow : 00:00:00  
Number of code-60's : 0 Total time under Code-60 : 00:00:00

Summary of winners per class

Nbr	Name / Team name	Car	Cls	Fastest Laptime	In	Avg. Speed	Laps	Race Time
12	John O'Brien	VW Golf GTi Mk5	MK5	1:54.268	8	122.00	11	21:38.353
22	Adam Hance	VW Golf GTi	MK2-A	2:03.332	11	114.03	11	23:09.078
25	Wesley Chatterton	VW Golf GTi	MK2-B	2:11.496	9	105.01	10	22:51.248

Leader history during the Heat

#	Nbr	Lap	to Lap	Name	Car
1	95	1	3	Andy Baylie	VW Golf GTi Mk5
2	12	4	11	John O'Brien	VW Golf GTi Mk5

Best Lap time history during the Heat

#	Nbr	lap time	in lap	Name	Car	time of day
1	95	2:07.690	1	Andy Baylie	VW Golf GTi Mk5	10:13:57
2	95	2:01.443	2	Andy Baylie	VW Golf GTi Mk5	10:15:59
3	12	1:59.755	2	John O'Brien	VW Golf GTi Mk5	10:15:59
4	95	1:59.731	3	Andy Baylie	VW Golf GTi Mk5	10:17:59
5	21	1:59.117	3	Josh Johnson	VW Golf GTi Mk5	10:18:00
6	12	1:56.925	4	John O'Brien	VW Golf GTi Mk5	10:19:56
7	12	1:55.378	5	John O'Brien	VW Golf GTi Mk5	10:21:52
8	96	1:55.061	7	Martyn Walsh	VW Golf GTi Mk5	10:25:55
9	12	1:54.268	8	John O'Brien	VW Golf GTi Mk5	10:27:39

Summary of best laptimes per class

Nbr	Name / Team name	Car	Cls	Fastest Laptime	In	Speed
57	Chris Webb	VW Golf GTi	MK2-A	2:01.954	11	118.08
25	Wesley Chatterton	VW Golf GTi	MK2-B	2:11.496	9	109.51
12	John O'Brien	VW Golf GTi Mk5	MK5	1:54.268	8	126.02

Summary of number of laps in the lead

#	Nbr	Name	Car	# Laps in the lead
1	12	John O'Brien	VW Golf GTi Mk5	8
2	95	Andy Baylie	VW Golf GTi Mk5	3





BRSCC EuroFest  
BRSCC

Teekay Coupling Production GTi Mk2 Championship & Mk5 Series - Race 12

4 - 5 June 2016  
Zolder - 4000 mtr.

Pos	Nbr	Name / Entrant	Car	Cls	PIC	Gap	Total time	Fastest	In	Avg. Speed
1	12	John O'Brien Driver	VW Golf GTi Mk5	MK5	1	-- 8 laps --	15:28.679	1:55.024	3	124.04
2	96	Martyn Walsh Driver	VW Golf GTi Mk5	MK5	2	0.327	15:29.006	1:54.391	3	124.00
3	83	Paul Blackburn Driver	VW Golf GTi Mk5	MK5	3	11.239	15:39.918	1:55.319	5	122.56
4	2	James Howlison Driver	VW Golf GTi Mk5	MK5	4	12.937	15:41.616	1:55.555	6	122.34
5	22	Adam Hance Driver	VW Golf GTi	MK2-A	1	1:08.543	16:37.222	2:01.939	7	115.52
6	57	Chris Webb Driver	VW Golf GTi	MK2-A	2	1:08.710	16:37.389	2:02.240	4	115.50
7	45	David Parris Driver	VW Golf GTi	MK2-A	3	1:26.354	16:55.033	2:02.282	5	113.49
8	75	Ian Webb Driver	VW Golf GTi	MK2-A	4	1:34.273	17:02.952	2:05.699	7	112.61
9	35	Chris Baguley Dreamtec Racing	VW Golf GTi	MK2-A	5	1:34.504	17:03.183	2:05.078	8	112.58
10	25	Wesley Chatterton Driver	VW Golf GTi	MK2-B	1	-- 7 laps --	15:31.549	2:08.693	6	108.20
Not Classified Classification Limit (80% of 8 Laps) = 7 Laps										
DNC	95	Andy Baylie Driver	VW Golf GTi Mk5	MK5		-- 6 laps --	11:52.385	1:56.828	3	121.28
DNC	21	Josh Johnson Driver	VW Golf GTi Mk5	MK5		-- 1 laps --	2:02.343	2:00.436	1	117.70

Fastest time : 1:54.391 in lap 3 by nbr. 96 : Martyn Walsh (VW Golf GTi Mk5)

Publication-time

Results and Laptimes : [www.raceresults.nu](http://www.raceresults.nu)

Timekeeping by : RSTime by TimeService.nl

Clerk of the Course

Steward

Timekeeper

Harald Roelse





BRSCC EuroFest  
BRSCC

Teekay Coupling Production GTi Mk2 Championship & Mk5 Series - Rac

4 - 5 June 2016  
Zolder - 4000 mtr.

**Class = MK2-A**

Pos	Nbr	Name / Entrant	Car	Gap	Diff	Total time	Fastest	In
1	22	Adam Hance Driver	VW Golf GTi	-- 8 laps --		16:37.222	2:01.939	7
2	57	Chris Webb Driver	VW Golf GTi	0.167	0.167	16:37.389	2:02.240	4
3	45	David Parris Driver	VW Golf GTi	17.811	17.644	16:55.033	2:02.282	5
4	75	Ian Webb Driver	VW Golf GTi	25.730	7.919	17:02.952	2:05.699	7
5	35	Chris Baguley Dreamtec Racing	VW Golf GTi	25.961	0.231	17:03.183	2:05.078	8

**Class = MK2-B**

Pos	Nbr	Name / Entrant	Car	Gap	Diff	Total time	Fastest	In
1	25	Wesley Chatterton Driver	VW Golf GTi	-- 7 laps --		15:31.549	2:08.693	6

**Class = MK5**

Pos	Nbr	Name / Entrant	Car	Gap	Diff	Total time	Fastest	In
1	12	John O'Brien Driver	VW Golf GTi Mk5	-- 8 laps --		15:28.679	1:55.024	3
2	96	Martyn Walsh Driver	VW Golf GTi Mk5	0.327	0.327	15:29.006	1:54.391	3
3	83	Paul Blackburn Driver	VW Golf GTi Mk5	11.239	10.912	15:39.918	1:55.319	5
4	2	James Howlison Driver	VW Golf GTi Mk5	12.937	1.698	15:41.616	1:55.555	6

Not Classified Classification Limit (80% of 8 Laps) = 7 Laps								
DNC	95	Andy Baylie Driver	VW Golf GTi Mk5	-- 6 laps --		11:52.385	1:56.828	3
DNC	21	Josh Johnson Driver	VW Golf GTi Mk5	-- 1 laps --		2:02.343	2:00.436	1

Fastest time: 1:54.391 in lap 3 by nbr. 96 : Martyn Walsh (VW Golf GTi Mk5)

Publication-time

Results and Laptimes : [www.raceresults.nu](http://www.raceresults.nu)

Timekeeping by : RSTime by TimeService.nl

Clerk of the Course	Steward	Timekeeper  Harald Roelse	
---------------------	---------	---------------------------------	--



BRSCC EuroFest  
BRSCC

Teekay Coupling Production GTI MK2 Championship & MK5 Series

- Race 12

Laptimes

4 - 5 June 2016

Zolder - 4000 mtr.

Nbr	Name / Team name	1	2	3	4	5	6	7	8	9	10	11	12	13	14	15
2	James Howison	2:01.422	1:56.547	1:57.055	1:58.389	1:56.388	1:55.555	1:55.892	1:56.836							
12	John O'Brien	1:58.823	1:55.541	1:55.024	1:55.586	1:55.167	1:55.101	1:56.239	1:55.344							
21	Josh Johnson	2:00.436														
22	Adam Hance	2:06.438	2:02.710	2:02.570	2:02.390	2:02.464	2:04.360	2:01.939	2:02.693							
25	Wesley Chatterton	2:11.511	2:10.509	2:09.271	2:17.593	2:10.574	2:08.693	2:10.462								
35	Chris Baguley	2:09.404	2:06.603	2:07.274	2:05.883	2:05.116	2:05.798	2:05.481	2:05.078							
45	David Parris	2:06.370	2:03.042	2:02.637	2:02.372	2:02.282	2:05.069	2:12.637	2:08.534							
57	Chris Webb	2:06.104	2:02.521	2:02.720	2:02.240	2:02.509	2:03.351	2:02.897	2:03.278							
75	Ian Webb	2:08.119	2:06.186	2:05.727	2:06.157	2:06.484	2:06.222	2:05.699	2:05.791							
83	Paul Blackburn	2:01.142	1:57.052	1:56.848	1:57.685	1:55.319	1:55.641	1:56.124	1:56.918							
95	Andy Baylie	2:00.774	1:57.548	1:56.828	1:58.607	1:58.275	1:57.607									
96	Marty n Walsh	2:00.795	1:55.667	1:54.391	1:54.821	1:54.803	1:54.464	1:56.104	1:55.064							

BRSCC EuroFest  
BRSCC

Teekay Coupling Production GTI MK2 Championship & MK5 Series  
- Race 12

4 - 5 June 2016  
Zolder - 4000 mtr.

Pos	Nbr	Name / Team name	Sector 1			Sector 2			Sector 3			Theoretical best	Actual best	In
			time	Lap	pos	time	Lap	pos	time	Lap	pos			
1	12	John O'Brien	36.947	8	2	42.257	6	3	35.459	3	2	1:54.663	1:55.024	3
2	96	Martyn Walsh	37.039	8	3	41.637	6	1	35.284	3	1	1:53.960	1:54.391	3
3	83	Paul Blackburn	37.388	8	5	42.110	5	2	35.644	5	4	1:55.142	1:55.319	5
4	2	James Howlison	36.921	8	1	42.502	6	4	35.532	5	3	1:54.955	1:55.555	6
5	22	Adam Hance	38.948	7	8	44.854	7	7	37.553	2	7	2:01.355	2:01.939	7
6	57	Chris Webb	39.253	7	9	45.047	4	8	37.789	5	9	2:02.089	2:02.240	4
7	45	David Parris	38.892	5	7	45.263	4	9	37.655	2	8	2:01.810	2:02.282	5
8	75	Ian Webb	40.040	7	11	46.509	7	11	38.770	1	11	2:05.319	2:05.699	7
9	35	Chris Baguley	39.903	4	10	46.370	8	10	38.374	8	10	2:04.647	2:05.078	8
10	25	Wesley Chatterton	40.514	2	12	47.394	2	12	39.898	6	12	2:07.806	2:08.693	6
11	95	Andy Baylie	37.609	3	6	42.515	3	5	36.062	1	6	1:56.186	1:56.828	3
12	21	Josh Johnson	37.258	2	4	42.794	2	6	35.895	1	5	1:55.947	2:00.436	1

## BRSCC EuroFest BRSCC

### Teekay Coupling Production GTI MK2 Championship & MK5 Series

- Race 12

Laps and Sector Times

4 - 5 June 2016

Zolder - 4000 mtr.

2 James Howlison									VW Golf GTi Mk5											
lap	Sect-1	Speed	Sect-2	Speed	Sect-3	Speed	TopSpeed	laptime	pit	lap	Sect-1	Speed	Sect-2	Speed	Sect-3	Speed	Topspeed	laptime	pit	
1	41.254		44.273		35.895	<u>160.5</u>		2:01.422		5	37.794		43.062		<u>35.532</u>	159.0			1:56.388	
2	37.374		42.908		36.265	154.6		1:56.547		6	37.201		<u>42.502</u>		35.852	159.0			<u>1:55.555</u>	
3	37.716		43.350		35.989	158.2		1:57.055		7	37.189		42.699		36.004	158.2			1:55.892	
4	37.695		44.262		36.432	159.7		1:58.389		8	<u>36.921</u>		44.045		35.870	159.0			1:56.836	

12 John O'Brien									VW Golf GTi Mk5											
lap	Sect-1	Speed	Sect-2	Speed	Sect-3	Speed	TopSpeed	laptime	pit	lap	Sect-1	Speed	Sect-2	Speed	Sect-3	Speed	Topspeed	laptime	pit	
1	40.996		42.308		35.519	159.7		1:58.823		5	37.056		42.433		35.678	160.5			1:55.167	
2	37.215		42.566		35.760	160.5		1:55.541		6	37.111		<u>42.257</u>		35.733	159.7			1:55.101	
3	37.000		42.565		<u>35.459</u>	159.7		<u>1:55.024</u>		7	37.219		43.247		35.773	159.7			1:56.239	
4	37.250		42.429		35.907	159.7		1:55.586		8	<u>36.947</u>		42.337		36.060	<u>161.2</u>			1:55.344	

21 Josh Johnson									VW Golf GTi Mk5											
lap	Sect-1	Speed	Sect-2	Speed	Sect-3	Speed	TopSpeed	laptime	pit	lap	Sect-1	Speed	Sect-2	Speed	Sect-3	Speed	Topspeed	laptime	pit	
1	41.335		43.206		<u>35.895</u>	<u>154.6</u>		<u>2:00.436</u>		2										

22 Adam Hance									VW Golf GTi											
lap	Sect-1	Speed	Sect-2	Speed	Sect-3	Speed	TopSpeed	laptime	pit	lap	Sect-1	Speed	Sect-2	Speed	Sect-3	Speed	Topspeed	laptime	pit	
1	42.266		44.989		39.183	143.5		2:06.438		5	39.077		45.465		37.922	145.4			2:02.464	
2	39.296		45.861		<u>37.553</u>	144.8		2:02.710		6	39.347		45.907		39.106	143.5			2:04.360	
3	39.180		45.415		37.975	144.2		2:02.570		7	<u>38.948</u>		<u>44.854</u>		38.137	142.9			<u>2:01.939</u>	
4	39.250		45.103		38.037	<u>146.0</u>		2:02.390		8	39.197		45.422		38.074	142.3			2:02.693	

25 Wesley Chatterton									VW Golf GTi											
lap	Sect-1	Speed	Sect-2	Speed	Sect-3	Speed	TopSpeed	laptime	pit	lap	Sect-1	Speed	Sect-2	Speed	Sect-3	Speed	Topspeed	laptime	pit	
1	43.443		47.712		40.356	132.9		2:11.511		5	41.749		48.284		40.541	<u>133.9</u>			2:10.574	
2	<u>40.514</u>		<u>47.394</u>		42.601	126.5		2:10.509		6	40.554		48.241		<u>39.898</u>	<u>133.9</u>			<u>2:08.693</u>	
3	40.852		48.109		40.310	132.4		2:09.271		7	40.973		48.033		41.456	131.4			2:10.462	
4	47.272		48.071		42.250	129.4		2:17.593		8										

35 Chris Baguley									VW Golf GTi											
lap	Sect-1	Speed	Sect-2	Speed	Sect-3	Speed	TopSpeed	laptime	pit	lap	Sect-1	Speed	Sect-2	Speed	Sect-3	Speed	Topspeed	laptime	pit	
1	43.884		46.420		39.100	140.6		2:09.404		5	39.932		46.506		38.678	141.8			2:05.116	
2	40.973		46.718		38.912	140.6		2:06.603		6	40.261		47.013		38.524	142.3			2:05.798	
3	40.066		48.138		39.070	141.8		2:07.274		7	40.287		46.391		38.803	142.3			2:05.481	
4	<u>39.903</u>		46.496		39.484	138.3		2:05.883		8	40.334		<u>46.370</u>		<u>38.374</u>	<u>143.5</u>			<u>2:05.078</u>	

45 David Parris									VW Golf GTi											
lap	Sect-1	Speed	Sect-2	Speed	Sect-3	Speed	TopSpeed	laptime	pit	lap	Sect-1	Speed	Sect-2	Speed	Sect-3	Speed	Topspeed	laptime	pit	
1	42.230		45.295		38.845	<u>144.2</u>		2:06.370		5	<u>38.892</u>		45.336		38.054	141.8			<u>2:02.282</u>	
2	39.082		46.305		<u>37.655</u>	<u>144.2</u>		2:03.042		6	39.104		45.806		40.159	137.2			2:05.069	
3	39.101		45.571		37.965	142.9		2:02.637		7	41.784		49.543		41.310	130.3			2:12.637	
4	39.105		<u>45.263</u>		38.004	143.5		2:02.372		8	40.987		46.820		40.727	114.5			2:08.534	

57 Chris Webb									VW Golf GTi											
lap	Sect-1	Speed	Sect-2	Speed	Sect-3	Speed	TopSpeed	laptime	pit	lap	Sect-1	Speed	Sect-2	Speed	Sect-3	Speed	Topspeed	laptime	pit	
1	42.352		45.084		38.668	142.9		2:06.104		5	39.381		45.339		<u>37.789</u>	145.4			2:02.509	
2	39.333		45.097		38.091	144.8		2:02.521		6	39.547		45.719		38.085	142.9			2:03.351	
3	39.495		45.295		37.930	142.9		2:02.720		7	<u>39.253</u>		45.640		38.004	145.4			2:02.897	
4	39.360		<u>45.047</u>		37.833	<u>146.0</u>		<u>2:02.240</u>		8	39.593		45.768		37.917	<u>146.0</u>			2:03.278	

75 Ian Webb									VW Golf GTi											
lap	Sect-1	Speed	Sect-2	Speed	Sect-3	Speed	TopSpeed	laptime	pit	lap	Sect-1	Speed	Sect-2	Speed	Sect-3	Speed	Topspeed	laptime	pit	
1	42.317		47.032		<u>38.770</u>	148.6		2:08.119		5	40.590		46.724		39.170	145.4			2:06.484	
2	40.753		46.653		38.780	<u>151.2</u>		2:06.186		6	40.306		46.973		38.943	149.2			2:06.222	

BRSCC EuroFest  
BRSCC

Teekay Coupling Production GTI MK2 Championship & MK5 Series

4 - 5 June 2016

- Race 12

Zolder - 4000 mtr.

Laps and Sector Times

3	40.249	46.559	38.919	135.5	2:05.727	7	40.040	46.509	39.150	139.4	2:05.699
4	40.677	46.538	38.942	135.5	2:06.157	8	40.460	46.529	38.802	131.4	2:05.791

83		Paul Blackburn						VW Golf GTi Mk5											
lap	Sect-1	Speed	Sect-2	Speed	Sect-3	Speed	TopSpeed	laptime	pit	lap	Sect-1	Speed	Sect-2	Speed	Sect-3	Speed	Topspeed	laptime	pit
1	41.417		43.546		36.179	156.1		2:01.142		5	37.565		42.110		35.644	157.5		1:55.319	
2	37.478		42.931		36.643	153.2		1:57.052		6	37.589		42.382		35.670	157.5		1:55.641	
3	37.496		43.071		36.281	155.3		1:56.848		7	37.432		42.513		36.179	156.1		1:56.124	
4	37.593		43.671		36.421	156.8		1:57.685		8	37.388		42.845		36.685	156.1		1:56.918	

95		Andy Baylie						VW Golf GTi Mk5											
lap	Sect-1	Speed	Sect-2	Speed	Sect-3	Speed	TopSpeed	laptime	pit	lap	Sect-1	Speed	Sect-2	Speed	Sect-3	Speed	Topspeed	laptime	pit
1	41.241		43.471		36.062	155.3		2:00.774		4	37.763		43.666		37.178	155.3		1:58.607	
2	38.081		42.772		36.695	152.6		1:57.548		5	38.028		43.618		36.629	152.6		1:58.275	
3	37.609		42.515		36.704	153.2		1:56.828		6	37.957		42.983		36.667	152.6		1:57.607	

96		Martyn Walsh						VW Golf GTi Mk5											
lap	Sect-1	Speed	Sect-2	Speed	Sect-3	Speed	TopSpeed	laptime	pit	lap	Sect-1	Speed	Sect-2	Speed	Sect-3	Speed	Topspeed	laptime	pit
1	41.378		43.586		35.831	157.5		2:00.795		5	37.220		42.196		35.387	160.5		1:54.803	
2	37.484		41.841		36.342	159.7		1:55.667		6	37.269		41.637		35.558	159.0		1:54.464	
3	37.234		41.873		35.284	159.7		1:54.391		7	37.603		42.608		35.893	159.0		1:56.104	
4	37.591		41.880		35.350	159.7		1:54.821		8	37.039		41.899		36.126	159.7		1:55.064	

## BRSCC EuroFest

### BRSCC

4 - 5 June 2016

Zolder - 4000 mtr.

## artgrid - Teekay Coupling Production GTi Mk2 Championship & Mk5 Series - Race

Start Time : 14:30 - Heat Duration : 15 Minutes

Pos	Nbr	Name	time		Pos	Nbr	Name	time
16	25	Wesley Chatterton		Row 8	15	75	Ian Webb	
14	35	Chris Baguley		Row 7	13	45	David Parris	
12	57	Chris Webb		Row 6	11	22	Adam Hance	
10		--- empty ---		Row 5	9		--- empty ---	
8		--- empty ---		Row 4	7		--- empty ---	
6	2	James Howlison		Row 3	5	83	Paul Blackburn	
4	96	Martyn Walsh		Row 2	3	95	Andy Baylie	
2	21	Josh Johnson		Row 1	1	12	John O'Brien	

Pole Left

----- STARTLINE -----

Results and Laptimes : <a href="http://www.raceresults.nu">www.raceresults.nu</a>		Timekeeping by : RSTime by TimeService.nl		<b>Publication-time</b>
Clerk of the Course	Steward	Timekeeper  Harald Roelse		
Page 1 of 1      Results remain provisional pending technical examination and decisions from the stewards of the meeting				





BRSCC EuroFest  
BRSCC

Heat name : Teekay Coupling Production GTI MK2 Championship & MK5 Series - Race  
Heat Date : 05 June 2016  
Weather :  
Circuit name : Zolder - 4000 mtr.

Participants Started : 12 Participants Classified : 10  
Participants Finished : 10 Participants Not Classified : 4  
Participants Not Finished : 4

Green flag at : 14:47:27 Heat recording start time : 14:42:16  
Finish flag waved at : 15:02:56 Heat recording end time :  
Total time under Green : 15:28 Total of All Laps in Heat : 86  
Number of cautions : 0 Total time under Yellow : 00:00:00  
Number of code-60's : 0 Total time under Code-60 : 00:00:00

Summary of winners per class

Nbr	Name / Team name	Car	Cls	Fastest Laptime	In	Avg. Speed	Laps	Race Time
12	John O'Brien	VW Golf GTi Mk5	MK5	1:55.024	3	124.04	8	15:28.679
22	Adam Hance	VW Golf GTi	MK2-A	2:01.939	7	115.52	8	16:37.222
25	Wesley Chatterton	VW Golf GTi	MK2-B	2:08.693	6	108.20	7	15:31.549

Leader history during the Heat

#	Nbr	Lap	to Lap	Name	Car
1	12	1	8	John O'Brien	VW Golf GTi Mk5

Best Lap time history during the Heat

#	Nbr	lap time	in lap	Name	Car	time of day
1	12	1:58.823	1	John O'Brien	VW Golf GTi Mk5	14:49:28
2	12	1:55.541	2	John O'Brien	VW Golf GTi Mk5	14:51:23
3	12	1:55.024	3	John O'Brien	VW Golf GTi Mk5	14:53:18
4	96	1:54.391	3	Martyn Walsh	VW Golf GTi Mk5	14:53:21

Summary of best laptimes per class

Nbr	Name / Team name	Car	Cls	Fastest Laptime	In	Speed
22	Adam Hance	VW Golf GTi	MK2-A	2:01.939	7	118.09
25	Wesley Chatterton	VW Golf GTi	MK2-B	2:08.693	6	111.89
96	Martyn Walsh	VW Golf GTi Mk5	MK5	1:54.391	3	125.88

Summary of number of laps in the lead

#	Nbr	Name	Car	# Laps in the lead
1	12	John O'Brien	VW Golf GTi Mk5	8

