



Teekay Couplings Production GTI Championship

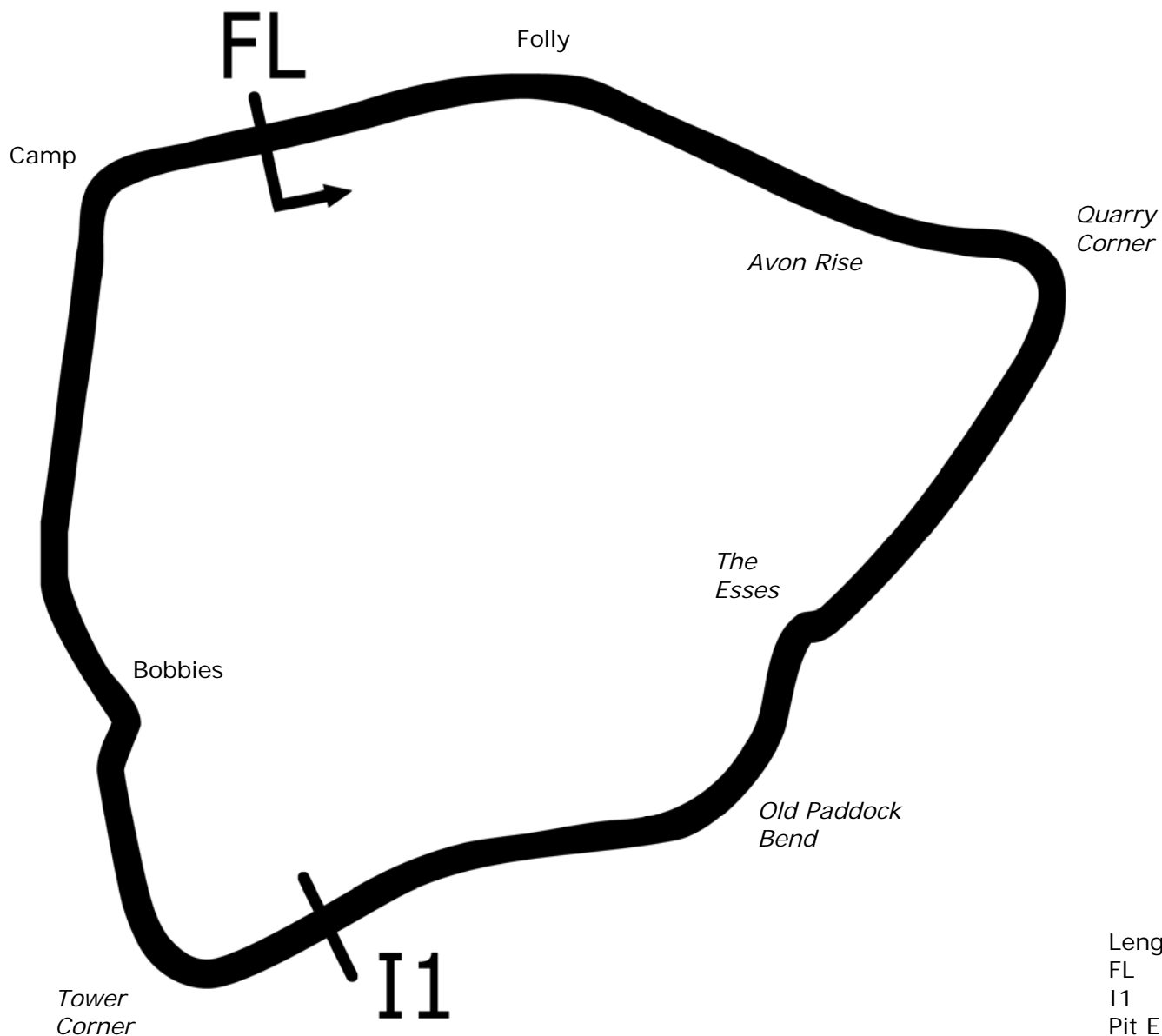
Castle Combe

14th July 2018



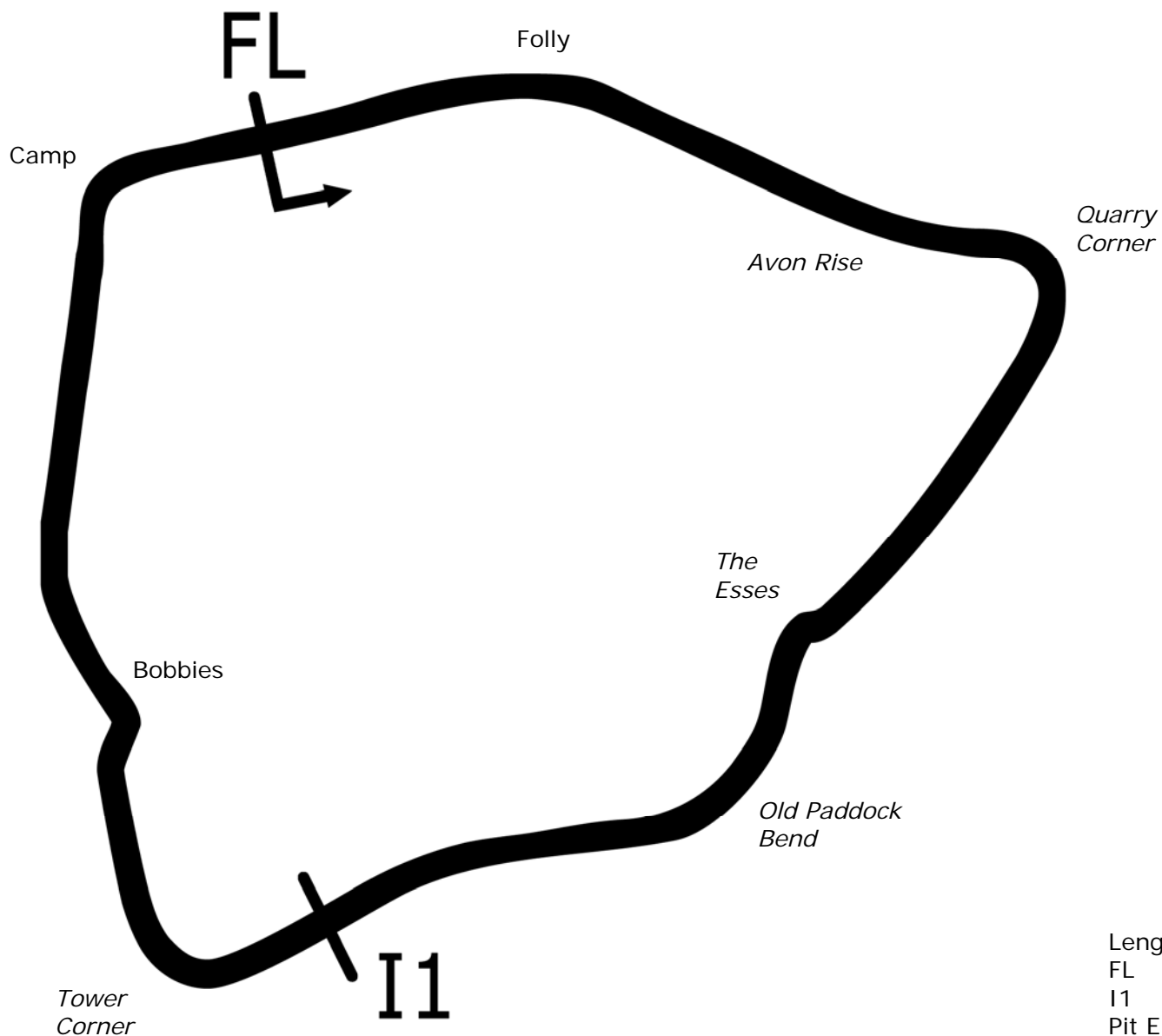
Results Provided by Timing Solutions Ltd
www.tsl-timing.com

Castle Combe



Length	1.8500 miles	2977.3 m	
FL		51.4927 N	2.2160 W
I1	1887m	51.4856 N	2.2141 W
Pit Entry	110m before FL	51.4928 N	2.2185 W
Pit Exit	162m after FL	51.4934 N	2.2141 W
Pit Entry–Pit Exit 272.4m, 16.3s @60kph, 12.2s @80kph			

Castle Combe



Length	1.8500 miles	2977.3 m	
FL		51.4927 N	2.2160 W
I1	1887m	51.4856 N	2.2141 W
Pit Entry	110m before FL	51.4928 N	2.2185 W
Pit Exit	162m after FL	51.4934 N	2.2141 W
Pit Entry–Pit Exit 272.4m, 16.3s @60kph, 12.2s @80kph			

TCR UK Race Weekend - Castle Combe - 14th/15th July 2018

Teekay Production GTI Championship

QUALIFYING - RACE 2 - CLASSIFICATION



POS	NO	CL	PIC NAME	ENTRY	TIME	ON	LAPS	GAP	DIFF	MPH
1	28	Mk5	1 James COLBOURNE	VW Golf GTi Mk5	1:18.080	3	11			85.29
2	33	Mk5	2 Richard MARSH	VW Golf GTi Mk5	1:18.907	6	12	0.827	0.827	84.40
3	96	Mk5	3 Martyn WALSH	VW Golf GTi Mk5	1:19.078	7	11	0.998	0.171	84.22
4	8	Mk5	4 John MAWDSLEY	VW Golf GTi Mk5	1:19.244	6	9	1.164	0.166	84.04
5	2*	Mk5	5 James HOWLISON	VW Golf GTi Mk5	1:19.267	8	11	1.187	0.023	84.02
6	23	Mk5	6 Peter ELLISTON	VW Golf GTi Mk5	1:19.415	9	12	1.335	0.148	83.86
7	83	Mk5	7 Paul BLACKBURN	VW Golf GTi Mk5	1:19.517	6	12	1.437	0.102	83.75
8	61	Mk5	8 Ryan SAYER	VW Golf GTi Mk5	1:20.160	5	11	2.080	0.643	83.08
9	22	Mk5	9 Adam HANCE	VW Golf GTi Mk5	1:20.290	11	11	2.210	0.130	82.94
10	88	Mk5	10 Kevin LLOYD	VW Golf GTi Mk5	1:22.140	2	4	4.060	1.850	81.08
11	53	Mk5	11 Graham HEARD	VW Golf GTi Mk5	1:22.526	10	11	4.446	0.386	80.70
12	1	A	1 Chris WEBB	VW Golf GTi Mk2	1:22.541	9	11	4.461	0.015	80.68
13	9	A	2 Tim HARTLAND	VW Golf GTi Mk2	1:22.794	11	11	4.714	0.253	80.44
14	44*	A	3 Pete MILNE	VW Golf GTi Mk2	1:23.540	9	11	5.460	0.746	79.72
15	63	A	4 Dan GIBBS	VW Golf GTi Mk2	1:24.265	6	11	6.185	0.725	79.03
16	64	A	5 Timothy PARSONS	VW Golf GTi Mk2	1:24.740	8	10	6.660	0.475	78.59
17	5	A	6 Adrian WARD	VW Golf GTi Mk2	1:25.017	11	11	6.937	0.277	78.33
18	25*	A	7 Wesley CHATTERTON	VW Golf GTi Mk2	1:27.520	5	10	9.440	2.503	76.09

* Car 25 - No working transponder, please fix for racing. MSA Reg Q12.2.1

* Cars 2 & 44 - 1 Lap time disallowed for exceeding track limits.

Weather / Track : Bright / Dry

These results are provisional until the conclusion of any judicial and technical matters.

Castle Combe

Circuit Length = 1.8500 miles

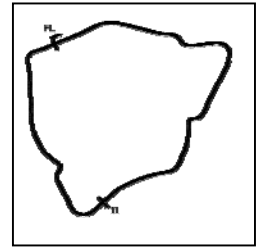
Start: 08:48 Flag 09:03 End: 09:06

Clerk Of Course :	Timekeeper :
-------------------	--------------

TCR UK Race Weekend - Castle Combe - 14th/15th July 2018

Teekay Production GTI Championship

QUALIFYING - RACE 2 - SECTOR ANALYSIS



SECTOR 1 = FL to I1, SECTOR 2 = I1 to FL, DIFF = Difference To Personal Best Lap, P = Crossed Finish Line in Pit Lane, D = Time Disallowed

P1		28 Mk5		James COLBOURNE		VW Golf GTi Mk5	
IDEAL LAP TIME : 1:17.907		BEST LAP TIME : 1:18.080		DIFFERENCE : 0.173			
LAP	SECTOR 1	SECTOR 2	LAP TIME	MPH	DIFF	TIME OF DAY	
1 -	OUTLAP	32.524				08:50:39.517	
2 -	49.022	31.129	1:20.151	83.09	2.071	08:51:59.668	
3 -	47.303	30.777	1:18.080 (1)	85.29		08:53:17.748	
4 -	50.133	31.030	1:21.163	82.05	3.083	08:54:38.911	
5 -	47.564	31.072	1:18.636	84.69	0.556	08:55:57.547	
6 -	47.756	30.816	1:18.572	84.76	0.492	08:57:16.119	
7 -	47.754	30.994	1:18.748	84.57	0.668	08:58:34.867	
8 -	47.347	30.857	1:18.204	85.16	0.124	08:59:53.071	
9 -	47.130	31.179	1:18.309	85.04	0.229	09:01:11.380	
10 -	50.175	31.798	1:21.973	81.24	3.893	09:02:33.353	
11 -	47.379	31.950	1:19.329	83.95	1.249	09:03:52.682	

P2		33 Mk5		Richard MARSH		VW Golf GTi Mk5	
IDEAL LAP TIME : 1:18.727		BEST LAP TIME : 1:18.907		DIFFERENCE : 0.180			
LAP	SECTOR 1	SECTOR 2	LAP TIME	MPH	DIFF	TIME OF DAY	
1 -	OUTLAP	33.366				08:50:14.232	
2 -	47.937	31.784	1:19.721	83.54	0.814	08:51:33.953	
3 -	47.674	31.314	1:18.988	84.31	0.081	08:52:52.941	
4 -	48.525	31.241	1:19.766	83.49	0.859	08:54:12.707	
5 -	47.878	31.168	1:19.046	84.25	0.139	08:55:31.753	
6 -	47.732	31.175	1:18.907 (1)	84.40		08:56:50.660	
7 -	47.729	31.385	1:19.114	84.18	0.207	08:58:09.774	
8 -	48.043	31.053	1:19.096	84.20	0.189	08:59:28.870	
9 -	50.395	31.331	1:21.726	81.49	2.819	09:00:50.596	
10 -	48.585	31.409	1:19.994	83.25	1.087	09:02:10.590	
11 -	48.208	31.552	1:19.760	83.50	0.853	09:03:30.350	
12 -	48.292	IN PIT	1:34.520	P 70.46	15.613	09:05:04.870	

P3		96 Mk5		Martyn WALSH		VW Golf GTi Mk5	
IDEAL LAP TIME : 1:18.994		BEST LAP TIME : 1:19.078		DIFFERENCE : 0.084			
LAP	SECTOR 1	SECTOR 2	LAP TIME	MPH	DIFF	TIME OF DAY	
1 -	OUTLAP	33.729	89.7			08:50:34.323	
2 -	48.499	31.706	88.7	1:20.205	83.03	1.127	08:51:54.528
3 -	48.268	32.126	85.4	1:20.394	82.84	1.316	08:53:14.922
4 -	48.190	31.674	88.0	1:19.864	83.39	0.786	08:54:34.786
5 -	48.207	31.440	88.0	1:19.647	83.61	0.569	08:55:54.433
6 -	47.837	31.270	87.4	1:19.107	84.19	0.029	08:57:13.540
7 -	47.915	31.163	89.9	1:19.078 (1)	84.22		08:58:32.618
8 -	48.168	31.187	89.3	1:19.355	83.92	0.277	08:59:51.973
9 -	49.102	31.218	88.6	1:20.320	82.91	1.242	09:01:12.293
10 -	47.884	31.340	88.6	1:19.224	84.06	0.146	09:02:31.517
11 -	47.831	31.899	77.9	1:19.730	83.53	0.652	09:03:51.247

P4		8 Mk5		John MAWDSLEY		VW Golf GTi Mk5	
IDEAL LAP TIME : 1:19.244		BEST LAP TIME : 1:19.244		DIFFERENCE : 0.000			
LAP	SECTOR 1	SECTOR 2	LAP TIME	MPH	DIFF	TIME OF DAY	
1 -	OUTLAP	35.802	85.7			08:50:12.405	
2 -	49.463	33.031	84.6	1:22.494	80.73	3.250	08:51:34.899
3 -	48.251	31.618	86.1	1:19.869	83.38	0.625	08:52:54.768
4 -	48.271	31.273	87.9	1:19.544	83.72	0.300	08:54:14.312
5 -	48.291	31.666	87.1	1:19.957	83.29	0.713	08:55:34.269
6 -	47.976	31.268	90.6	1:19.244 (1)	84.04		08:56:53.513
7 -	52.103	34.201	88.5	1:26.304	77.16	7.060	08:58:19.817
8 -	48.456	31.403	91.6	1:19.859	83.39	0.615	08:59:39.676
9 -	57.854	IN PIT		1:49.834	P 60.63	30.590	09:01:29.510

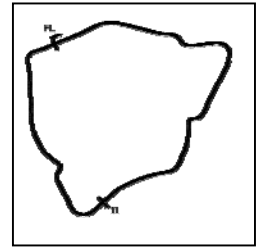
Weather / Track : Bright / Dry

Castle Combe
Circuit Length = 1.8500 miles
Start: 08:48 Flag 09:03 End: 09:06

TCR UK Race Weekend - Castle Combe - 14th/15th July 2018

Teekay Production GTI Championship

QUALIFYING - RACE 2 - SECTOR ANALYSIS



SECTOR 1 = FL to I1, SECTOR 2 = I1 to FL, DIFF = Difference To Personal Best Lap, P = Crossed Finish Line in Pit Lane, D = Time Disallowed

P5		2 Mk5		James HOWLISON		VW Golf GTi Mk5	
IDEAL LAP TIME : 1:19.166		BEST LAP TIME : 1:19.267		DIFFERENCE : 0.101			
LAP	SECTOR 1	SECTOR 2		LAP TIME	MPH	DIFF	TIME OF DAY
1 -	OUTLAP	41.300	78.3				08:50:52.737
2 -	59.529	34.502	88.0	1:34.031	70.82	14.764	08:52:26.768
3 -	50.855	34.519	89.4	1:25.374	78.01	6.107	08:53:52.142
4 -	48.925	33.664	90.0	1:22.589	80.64	3.322	08:55:14.731
5 -	48.377	32.185	90.4	1:20.562	82.66	1.295	08:56:35.293
6 -	49.092	33.823	85.5	1:22.915	80.32	3.648	08:57:58.208
7 -	50.469	31.798	91.4	1:22.267	80.95	3.000	08:59:20.475
8 -	47.859	31.408	91.6	1:19.267 (1)	84.02		09:00:39.742
9 -	48.011	31.397	91.6	1:19.408 D	83.87	0.141	09:01:59.150
10 -	48.317	31.307	90.6	1:19.624 (3)	83.64	0.357	09:03:18.774
11 -	48.187	31.363	90.8	1:19.550 (2)	83.72	0.283	09:04:38.324

P6		23 Mk5		Peter ELLISTON		VW Golf GTI Mk5	
IDEAL LAP TIME : 1:19.035		BEST LAP TIME : 1:19.415		DIFFERENCE : 0.380			
LAP	SECTOR 1	SECTOR 2		LAP TIME	MPH	DIFF	TIME OF DAY
1 -	OUTLAP	34.610	81.1				08:50:19.567
2 -	49.837	32.560	88.3	1:22.397	80.82	2.982	08:51:41.964
3 -	48.468	31.432	89.1	1:19.900	83.35	0.485	08:53:01.864
4 -	48.203	31.722	89.2	1:19.925	83.32	0.510	08:54:21.789
5 -	47.723	31.754	90.0	1:19.477 (3)	83.79	0.062	08:55:41.266
6 -	47.638	32.046	90.5	1:19.684	83.58	0.269	08:57:00.950
7 -	47.603	31.856	89.2	1:19.459 (2)	83.81	0.044	08:58:20.409
8 -	48.329	31.922	89.0	1:20.251	82.98	0.836	08:59:40.660
9 -	47.748	31.667	88.8	1:19.415 (1)	83.86		09:01:00.075
10 -	47.696	32.014	87.1	1:19.710	83.55	0.295	09:02:19.785
11 -	47.977	31.617	89.7	1:19.594	83.67	0.179	09:03:39.379
12 -	53.009	IN PIT		1:42.103 P	65.22	22.688	09:05:21.482

P7		83 Mk5		Paul BLACKBURN		VW Golf GTi Mk5	
IDEAL LAP TIME : 1:19.024		BEST LAP TIME : 1:19.517		DIFFERENCE : 0.493			
LAP	SECTOR 1	SECTOR 2		LAP TIME	MPH	DIFF	TIME OF DAY
1 -	OUTLAP	31.658	89.9				08:50:15.629
2 -	47.712	31.905	89.8	1:19.617	83.65	0.100	08:51:35.246
3 -	48.341	31.922	88.5	1:20.263	82.97	0.746	08:52:55.509
4 -	48.178	31.381	87.1	1:19.559 (3)	83.71	0.042	08:54:15.068
5 -	48.196	31.622	87.3	1:19.818	83.44	0.301	08:55:34.886
6 -	48.051	31.466	88.6	1:19.517 (1)	83.75		08:56:54.403
7 -	48.205	31.312	88.0	1:19.517 (1)	83.75		08:58:13.920
8 -	48.061	33.126	83.0	1:21.187	82.03	1.670	08:59:35.107
9 -	48.395	32.792	89.2	1:21.187	82.03	1.670	09:00:56.294
10 -	47.964	31.836	89.2	1:19.800	83.45	0.283	09:02:16.094
11 -	47.902	31.862	87.4	1:19.764	83.49	0.247	09:03:35.858
12 -	49.307	32.472	86.1	1:21.779	81.43	2.262	09:04:57.637

P8		61 Mk5		Ryan SAYER		VW Golf GTi Mk5	
IDEAL LAP TIME : 1:20.160		BEST LAP TIME : 1:20.160		DIFFERENCE : 0.000			
LAP	SECTOR 1	SECTOR 2		LAP TIME	MPH	DIFF	TIME OF DAY
1 -	OUTLAP	34.302	85.8				08:50:20.366
2 -	50.624	32.780	87.6	1:23.404	79.85	3.244	08:51:43.770
3 -	49.005	32.290	88.8	1:21.295	81.92	1.135	08:53:05.065
4 -	49.511	32.157	89.2	1:21.668	81.55	1.508	08:54:26.733
5 -	48.588	31.572	89.3	1:20.160 (1)	83.08		08:55:46.893
6 -	48.693	31.585	90.3	1:20.278 (2)	82.96	0.118	08:57:07.171
7 -	49.742	32.331	88.1	1:22.073	81.14	1.913	08:58:29.244
8 -	57.951	33.273	87.6	1:31.224	73.00	11.064	09:00:00.468
9 -	51.020	33.448	88.6	1:24.468	78.84	4.308	09:01:24.936
10 -	49.143	32.004	89.5	1:21.147 (3)	82.07	0.987	09:02:46.083

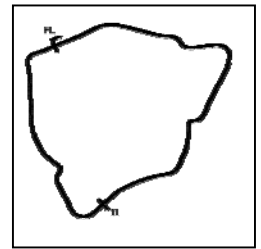
Weather / Track : Bright / Dry

Castle Combe
Circuit Length = 1.8500 miles
Start: 08:48 Flag 09:03 End: 09:06

TCR UK Race Weekend - Castle Combe - 14th/15th July 2018

Teekay Production GTI Championship

QUALIFYING - RACE 2 - SECTOR ANALYSIS



SECTOR 1 = FL to I1, SECTOR 2 = I1 to FL, DIFF = Difference To Personal Best Lap, P = Crossed Finish Line in Pit Lane, D = Time Disallowed

11 - 49.100 32.836 84.0 1:21.936 81.28 1.776 09:04:08.019

P9 22 Mk5 Adam HANCE			VW Golf GTI Mk5			
IDEAL LAP TIME : 1:20.290		BEST LAP TIME : 1:20.290		DIFFERENCE : 0.000		
LAP	SECTOR 1	SECTOR 2	LAP TIME	MPH	DIFF	TIME OF DAY
1 -	OUTLAP	41.005				08:50:51.209
2 -	1:00.000	33.679	1:33.679	71.09	13.389	08:52:24.888
3 -	51.461	32.851	1:24.312	78.99	4.022	08:53:49.200
4 -	50.697	32.567	1:23.264	79.98	2.974	08:55:12.464
5 -	49.571	32.609	1:22.180	81.04	1.890	08:56:34.644
6 -	49.449	34.929	1:24.378	78.93	4.088	08:57:59.022
7 -	51.672	33.484	1:25.156	78.20	4.866	08:59:24.178
8 -	49.158	31.604	1:20.762 (3)	82.46	0.472	09:00:44.940
9 -	49.266	31.836	1:21.102	82.11	0.812	09:02:06.042
10 -	48.986	31.701	1:20.687 (2)	82.54	0.397	09:03:26.729
11 -	48.810	31.480	1:20.290 (1)	82.94		09:04:47.019

P10 88 Mk5 Kevin LLOYD			VW Golf GTi Mk5			
IDEAL LAP TIME : 1:21.733		BEST LAP TIME : 1:22.140		DIFFERENCE : 0.407		
LAP	SECTOR 1	SECTOR 2	LAP TIME	MPH	DIFF	TIME OF DAY
1 -	OUTLAP	34.427				08:50:29.303
2 -	49.697	32.443	1:22.140 (1)	81.08		08:51:51.443
3 -	49.290	33.131	1:22.421 (2)	80.80	0.281	08:53:13.864
4 -	1:25.821	IN PIT	2:31.259 P	44.03	1:09.119	08:55:45.123

P11 53 Mk5 Graham HEARD			VW Golf GTi Mk5				
IDEAL LAP TIME : 1:22.526		BEST LAP TIME : 1:22.526		DIFFERENCE : 0.000			
LAP	SECTOR 1	SECTOR 2	LAP TIME	MPH	DIFF	TIME OF DAY	
1 -	OUTLAP	35.567	81.2			08:50:46.064	
2 -	55.817	34.934	84.4	1:30.751	73.38	8.225	08:52:16.815
3 -	52.137	34.218	85.7	1:26.355	77.12	3.829	08:53:43.170
4 -	51.217	33.045	86.0	1:24.262	79.03	1.736	08:55:07.432
5 -	51.538	33.112	87.6	1:24.650	78.67	2.124	08:56:32.082
6 -	51.580	34.046	83.9	1:25.626	77.78	3.100	08:57:57.708
7 -	52.666	34.451	81.0	1:27.117	76.44	4.591	08:59:24.825
8 -	50.305	33.365	87.8	1:23.670 (2)	79.59	1.144	09:00:48.495
9 -	50.907	33.173	88.6	1:24.080 (3)	79.21	1.554	09:02:12.575
10 -	49.967	32.559	90.1	1:22.526 (1)	80.70		09:03:35.101
11 -	50.981	33.159	88.1	1:24.140	79.15	1.614	09:04:59.241

P12 1 A Chris WEBB			VW Golf GTi Mk2				
IDEAL LAP TIME : 1:22.541		BEST LAP TIME : 1:22.541		DIFFERENCE : 0.000			
LAP	SECTOR 1	SECTOR 2	LAP TIME	MPH	DIFF	TIME OF DAY	
1 -	OUTLAP	46.484				08:51:07.802	
2 -	52.723	33.956	86.0	1:26.679	76.83	4.138	08:52:34.481
3 -	51.282	32.932		1:24.214	79.08	1.673	08:53:58.695
4 -	50.567	33.109	87.0	1:23.676	79.59	1.135	08:55:22.371
5 -	50.631	32.835	86.3	1:23.466	79.79	0.925	08:56:45.837
6 -	50.615	32.643	85.2	1:23.258 (3)	79.99	0.717	08:58:09.095
7 -	51.724	36.336		1:28.060	75.63	5.519	08:59:37.155
8 -	50.694	32.628		1:23.322	79.93	0.781	09:01:00.477
9 -	50.199	32.342	86.1	1:22.541 (1)	80.68		09:02:23.018
10 -	50.347	32.498		1:22.845 (2)	80.39	0.304	09:03:45.863
11 -	50.924	32.695	85.8	1:23.619	79.64	1.078	09:05:09.482

P13 9 A Tim HARTLAND			VW Golf GTi Mk2			
IDEAL LAP TIME : 1:22.734		BEST LAP TIME : 1:22.794		DIFFERENCE : 0.060		
LAP	SECTOR 1	SECTOR 2	LAP TIME	MPH	DIFF	TIME OF DAY
1 -	OUTLAP	35.784	79.0			08:50:20.229

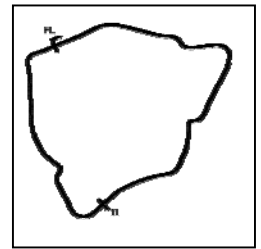
Weather / Track : Bright / Dry

Castle Combe
Circuit Length = 1.8500 miles
Start: 08:48 Flag 09:03 End: 09:06

TCR UK Race Weekend - Castle Combe - 14th/15th July 2018

Teekay Production GTI Championship

QUALIFYING - RACE 2 - SECTOR ANALYSIS



SECTOR 1 = FL to I1, SECTOR 2 = I1 to FL, DIFF = Difference To Personal Best Lap, P = Crossed Finish Line in Pit Lane, D = Time Disallowed

2 -	53.154	34.411	82.2	1:27.565	76.05	4.771	08:51:47.794
3 -	52.042	34.495		1:26.537	76.96	3.743	08:53:14.331
4 -	53.974	33.427	83.3	1:27.401	76.20	4.607	08:54:41.732
5 -	51.432	33.261	82.9	1:24.693	78.63	1.899	08:56:06.425
6 -	50.988	33.354	83.0	1:24.342	78.96	1.548	08:57:30.767
7 -	50.589	32.859	85.3	1:23.448	79.81	0.654	08:58:54.215
8 -	50.175	32.821	83.5	1:22.996 (2)	80.24	0.202	09:00:17.211
9 -	50.155	33.577	84.0	1:23.732	79.53	0.938	09:01:40.943
10 -	50.454	32.658	84.8	1:23.112 (3)	80.13	0.318	09:03:04.055
11 -	50.076	32.718	83.8	1:22.794 (1)	80.44		09:04:26.849

P14 44 A Pete MILNE			VW Golf GTi MK2				
IDEAL LAP TIME : 1:23.452		BEST LAP TIME : 1:23.540		DIFFERENCE : 0.088			
LAP	SECTOR 1	SECTOR 2		LAP TIME	MPH	DIFF	TIME OF DAY
1 -	OUTLAP	35.052	81.4				08:50:23.981
2 -	51.582	33.340	82.6	1:24.922	78.42	1.382	08:51:48.903
3 -	51.304	34.649	80.1	1:25.953	77.48	2.413	08:53:14.856
4 -	57.712	34.657	82.1	1:32.369	72.10	8.829	08:54:47.225
5 -	51.102	33.044	82.0	1:24.146 (3)	79.14	0.606	08:56:11.371
6 -	50.804	33.501	77.3	1:24.305	78.99	0.765	08:57:35.676
7 -	51.154	33.198	82.0	1:24.352	78.95	0.812	08:59:00.028
8 -	50.777	32.993	84.8	1:23.770 (2)	79.50	0.230	09:00:23.798
9 -	50.459	33.081	82.2	1:23.540 (1)	79.72		09:01:47.338
10 -	51.041	33.064	83.1	1:24.105 D	79.18	0.565	09:03:11.443
11 -	50.876	IN PIT		1:30.561 P	73.54	7.021	09:04:42.004

P15 63 A Dan GIBBS			VW Golf GTi Mk2				
IDEAL LAP TIME : 1:24.255		BEST LAP TIME : 1:24.265		DIFFERENCE : 0.010			
LAP	SECTOR 1	SECTOR 2		LAP TIME	MPH	DIFF	TIME OF DAY
1 -	OUTLAP	42.433					08:50:54.709
2 -	52.502	34.013	83.2	1:26.515	76.98	2.250	08:52:21.224
3 -	51.805	33.454	83.9	1:25.259	78.11	0.994	08:53:46.483
4 -	51.259	33.238	84.8	1:24.497 (3)	78.81	0.232	08:55:10.980
5 -	54.315	33.135	84.7	1:27.450	76.15	3.185	08:56:38.430
6 -	51.179	33.086	85.3	1:24.265 (1)	79.03		08:58:02.695
7 -	51.215	33.076		1:24.291 (2)	79.01	0.026	08:59:26.986
8 -	51.982	34.168	83.7	1:26.150	77.30	1.885	09:00:53.136
9 -	51.693	33.090	83.8	1:24.783	78.55	0.518	09:02:17.919
10 -	51.777	34.193	67.1	1:25.970	77.46	1.705	09:03:43.889
11 -	54.224	33.235		1:27.459	76.15	3.194	09:05:11.348

P16 64 A Timothy PARSONS			VW Golf GTi Mk2				
IDEAL LAP TIME : 1:24.740		BEST LAP TIME : 1:24.740		DIFFERENCE : 0.000			
LAP	SECTOR 1	SECTOR 2		LAP TIME	MPH	DIFF	TIME OF DAY
1 -	OUTLAP	42.924	76.9				08:50:56.873
2 -	56.986	35.636	81.7	1:32.622	71.90	7.882	08:52:29.495
3 -	52.483	34.013	83.0	1:26.496	76.99	1.756	08:53:55.991
4 -	52.433	42.221	72.9	1:34.654	70.36	9.914	08:55:30.645
5 -	57.275	36.477	81.3	1:33.752	71.03	9.012	08:57:04.397
6 -	51.877	33.567	82.0	1:25.444 (2)	77.94	0.704	08:58:29.841
7 -	55.988	33.479	82.2	1:29.467	74.44	4.727	08:59:59.308
8 -	51.774	32.966	83.8	1:24.740 (1)	78.59		09:01:24.048
9 -	53.563	33.796	81.9	1:27.359	76.23	2.619	09:02:51.407
10 -	52.029	33.460	83.7	1:25.489 (3)	77.90	0.749	09:04:16.896

P17 5 A Adrian WARD			VW Golf GTi Mk2				
IDEAL LAP TIME : 1:24.652		BEST LAP TIME : 1:25.017		DIFFERENCE : 0.365			
LAP	SECTOR 1	SECTOR 2		LAP TIME	MPH	DIFF	TIME OF DAY
1 -	OUTLAP	37.743	78.3				08:50:37.103
2 -	55.663	35.191	79.4	1:30.854	73.30	5.837	08:52:07.957

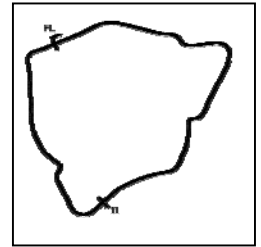
Weather / Track : Bright / Dry

Castle Combe
Circuit Length = 1.8500 miles
Start: 08:48 Flag 09:03 End: 09:06

TCR UK Race Weekend - Castle Combe - 14th/15th July 2018

Teekay Production GTI Championship

QUALIFYING - RACE 2 - SECTOR ANALYSIS



SECTOR 1 = FL to I1, SECTOR 2 = I1 to FL, DIFF = Difference To Personal Best Lap, P = Crossed Finish Line in Pit Lane, D = Time Disallowed

3 -	52.890	34.177	79.7	1:27.067	76.49	2.050	08:53:35.024
4 -	52.622	33.591	82.6	1:26.213	77.25	1.196	08:55:01.237
5 -	52.339	33.926	82.2	1:26.265	77.20	1.248	08:56:27.502
6 -	55.458	35.158	77.6	1:30.616	73.49	5.599	08:57:58.118
7 -	55.409	33.883	81.1	1:29.292	74.58	4.275	08:59:27.410
8 -	53.425	34.183	80.4	1:27.608	76.02	2.591	09:00:55.018
9 -	51.959	33.284	79.1	1:25.243 (3)	78.12	0.226	09:02:20.261
10 -	51.809	33.357	72.7	1:25.166 (2)	78.20	0.149	09:03:45.427
11 -	52.174	32.843	81.1	1:25.017 (1)	78.33		09:05:10.444

P18 25 A Wesley CHATTERTON

VW Golf GTi MK2

IDEAL LAP TIME :

BEST LAP TIME : 1:27.520

DIFFERENCE :

LAP	SECTOR 1	SECTOR 2	LAP TIME	MPH	DIFF	TIME OF DAY
1 -						08:50:31.404
2 -			1:30.104	73.91	2.584	08:52:01.508
3 -			1:28.848	74.95	1.328	08:53:30.356
4 -			1:29.172	74.68	1.652	08:54:59.528
5 -			1:27.520 (1)	76.09		08:56:27.048
6 -			1:30.195	73.84	2.675	08:57:57.243
7 -			1:29.572	74.35	2.052	08:59:26.815
8 -			1:27.710 (2)	75.93	0.190	09:00:54.525
9 -			1:27.904 (3)	75.76	0.384	09:02:22.429
10 -			1:37.131	68.56	9.611	09:03:59.560

TCR UK Race Weekend - Castle Combe - 14th/15th July 2018

Teekay Production GTI Championship

QUALIFYING - RACE 2 - BEST SECTORS

SECTOR 1			SECTOR 2			IDEAL / BEST COMPARISON						
POS	NO	NAME	TIME	NO	NAME	TIME	POS	NO	NAME	IDEAL	BEST	DIFF
									PERFECT LAP	1:17.907		
1	28	COLBOURNE	47.130	28	COLBOURNE	30.777	1	28	COLBOURNE	1:17.907	1:18.080	0.173
2	23	ELLISTON	47.603	33	MARSH	31.053	2	33	MARSH	1:18.727	1:18.907	0.180
3	33	MARSH	47.674	96	WALSH	31.163	3	96	WALSH	1:18.994	1:19.078	0.084
4	83	BLACKBURN	47.712	8	MAWDSLEY	31.268	4	83	BLACKBURN	1:19.024	1:19.517	0.493
5	96	WALSH	47.831	2	HOWLISON	31.307	5	23	ELLISTON	1:19.035	1:19.415	0.380
6	2	HOWLISON	47.859	83	BLACKBURN	31.312	6	2	HOWLISON	1:19.166	1:19.267	0.101
7	8	MAWDSLEY	47.976	23	ELLISTON	31.432	7	8	MAWDSLEY	1:19.244	1:19.244	0.000
8	61	SAYER	48.588	22	HANCE	31.480	8	61	SAYER	1:20.160	1:20.160	0.000
9	22	HANCE	48.810	61	SAYER	31.572	9	22	HANCE	1:20.290	1:20.290	0.000
10	88	LLOYD	49.290	1	WEBB	32.342	10	88	LLOYD	1:21.733	1:22.140	0.407
11	53	HEARD	49.967	88	LLOYD	32.443	11	53	HEARD	1:22.526	1:22.526	0.000
12	9	HARTLAND	50.076	53	HEARD	32.559	12	1	WEBB	1:22.541	1:22.541	0.000
13	1	WEBB	50.199	9	HARTLAND	32.658	13	9	HARTLAND	1:22.734	1:22.794	0.060
14	44	MILNE	50.459	5	WARD	32.843	14	44	MILNE	1:23.452	1:23.540	0.088
15	63	GIBBS	51.179	64	PARSONS	32.966	15	63	GIBBS	1:24.255	1:24.265	0.010
16	64	PARSONS	51.774	44	MILNE	32.993	16	5	WARD	1:24.652	1:25.017	0.365
17	5	WARD	51.809	63	GIBBS	33.076	17	64	PARSONS	1:24.740	1:24.740	0.000
18							18	25	CHATTERTON		1:27.520	

Weather / Track : Bright / Dry

Results can be found at www.tsl-timing.com

Castle Combe

Circuit Length = 1.8500 miles

Start: 08:48 Flag 09:03 End: 09:06

Printed - 09:06 Saturday, 14 July 2018

TCR UK Race Weekend - Castle Combe - 14th/15th July 2018

Teekay Production GTI Championship

QUALIFYING - RACE 2 - BEST SPEEDS

POS	INTERMEDIATE 1		INTERMEDIATE 2		FINISH LINE		MPH
	NO	NAME	NO	NAME	NO	NAME	
1					8	MAWDSLEY	91.6
2					2	HOWLISON	91.6
3					23	ELLISTON	90.5
4					61	SAYER	90.3
5					53	HEARD	90.1
6					96	WALSH	89.9
7					83	BLACKBURN	89.9
8					28	COLBOURNE	89.2
9					1	WEBB	87.0
10					9	HARTLAND	85.3
11					63	GIBBS	85.3
12					44	MILNE	84.8
13					64	PARSONS	83.8
14					5	WARD	82.6
15							
16							
17							
18							

Weather / Track : Bright / Dry

Results can be found at www.tsl-timing.com

Castle Combe
Circuit Length = 1.8500 miles
Start: 08:48 Flag 09:03 End: 09:06

Printed - 09:07 Saturday, 14 July 2018

TCR UK Race Weekend - Castle Combe - 14th/15th July 2018



Teekay Production GTI Championship

RACE 2 - GRID (20 minutes)

ROW 12		23	1:27.520	25 Wesley CHATTERTON			
ROW 11	21	1:24.740	64 Timothy PARSONS	22	1:25.017	5 Adrian WARD	
ROW 10		19	1:23.540	44 Pete MILNE	20	1:24.265	63 Dan GIBBS
ROW 9	17	1:22.541	1 Chris WEBB	18	1:22.794	9 Tim HARTLAND	
ROW 8							
ROW 7							
ROW 6		11	1:22.526	53 Graham HEARD			
ROW 5	9	1:20.290	22 Adam HANCE	10	1:22.140	88 Kevin LLOYD	
ROW 4		7	1:19.517	83 Paul BLACKBURN	8	1:20.160	61 Ryan SAYER
ROW 3	5	1:19.267	2 James HOWLISON	6	1:19.415	23 Peter ELLISTON	
ROW 2		3	1:19.078	96 Martyn WALSH	4	1:19.244	8 John MAWDSLEY
ROW 1	1	1:18.080	28 James COLBOURNE	2	1:18.907	33 Richard MARSH	
			Pole				

Castle Combe
Circuit Length = 1.8500 miles

These results are provisional until the conclusion of any judicial and technical matters.

Clerk Of Course :		Timekeeper :	
-------------------	--	--------------	--

TCR UK Race Weekend - Castle Combe - 14th/15th July 2018



Teekay Production GTI Championship

RACE 2 - CLASSIFICATION

POS	NO	CL	PIC NAME	ENTRY	LAPS	TIME	GAP	DIFF	MPH	BEST	ON
1	28	Mk5	1 James COLBOURNE	VW Golf GTi Mk5	16	21:11.461			83.80	1:18.638	5
2	96	Mk5	2 Martyn WALSH	VW Golf GTi Mk5	16	21:15.656	4.195	4.195	83.53	1:18.878	11
3	33	Mk5	3 Richard MARSH	VW Golf GTi Mk5	16	21:22.208	10.747	6.552	83.10	1:18.385	5
4	8	Mk5	4 John MAWDSLEY	VW Golf GTi Mk5	16	21:26.183	14.722	3.975	82.85	1:19.405	4
5	22	Mk5	5 Adam HANCE	VW Golf GTi Mk5	16	21:33.709	22.248	7.526	82.36	1:19.375	14
6	2	Mk5	6 James HOWLISON	VW Golf GTi Mk5	16	21:35.271	23.810	1.562	82.26	1:19.547	6
7	83	Mk5	7 Paul BLACKBURN	VW Golf GTi Mk5	16	21:35.925	24.464	0.654	82.22	1:19.368	5
8	23	Mk5	8 Peter ELLISTON	VW Golf GTi Mk5	16	21:43.217	31.756	7.292	81.76	1:19.622	7
9	61	Mk5	9 Ryan SAYER	VW Golf GTi Mk5	16	21:49.981	38.520	6.764	81.34	1:20.315	5
10	88	Mk5	10 Kevin LLOYD	VW Golf GTi Mk5	16	22:15.571	1:04.110	25.590	79.78	1:21.710	4
11	9	A	1 Tim HARTLAND	VW Golf GTi Mk2	16	22:26.673	1:15.212	11.102	79.12	1:23.071	12
12	1	A	2 Chris WEBB	VW Golf GTi Mk2	16	22:27.513	1:16.052	0.840	79.07	1:23.018	14
13	63	A	3 Dan GIBBS	VW Golf GTi Mk2	15	21:12.614	1 Lap	1 Lap	78.50	1:23.385	8
14	44	A	4 Pete MILNE	VW Golf GTi MK2	15	21:13.678	1 Lap	1.064	78.43	1:23.359	14
15	5	A	5 Adrian WARD	VW Golf GTi Mk2	15	21:37.659	1 Lap	23.981	76.98	1:23.372	3
16	64	A	6 Timothy PARSONS	VW Golf GTi Mk2	15	21:55.768	1 Lap	18.109	75.92	1:23.950	8
17	25	A	7 Wesley CHATTERTON	VW Golf GTi MK2	15	22:07.536	1 Lap	11.768	75.25	1:25.986	5
NOT CLASSIFIED											
DNF	53	Mk5	Graham HEARD	VW Golf GTi Mk5	6	8:22.133	10 Laps	9 Laps	79.58	1:21.692	2
FASTEST LAP											
	33	Mk5	Richard MARSH	VW Golf GTi Mk5	5	1:18.385			84.96 mph	136.73 kph	
	1	A	Chris WEBB	VW Golf GTi Mk2	14	1:23.018			80.22 mph	129.10 kph	

Weather / Track : Bright / Dry

These results are provisional until the conclusion of any judicial and technical matters.

Castle Combe

Circuit Length = 1.8500 miles

Start: 14:09 Flag 14:30 End: 14:35

Clerk Of Course :	Timekeeper :
-------------------	--------------

TCR UK Race Weekend - Castle Combe - 14th/15th July 2018

Teekay Production GTI Championship

RACE 2 - LAP CHART

LAP 1 @ 14:11:12.893			LAP 2 @ 14:12:31.970			LAP 3 @ 14:13:51.124			LAP 4 @ 14:15:10.173			LAP 5 @ 14:16:28.811		
NO	BEHIND	LAP TIME	NO	BEHIND	LAP TIME	NO	BEHIND	LAP TIME	NO	BEHIND	LAP TIME	NO	BEHIND	LAP TIME
28		1:24.525	28		1:19.077	28		1:19.154	28		1:19.049	28		1:18.638
96	0.859	1:25.384	96	0.723	1:18.941	96	1.091	1:19.522	96	0.960	1:18.918	96	1.571	1:19.249
8	1.886	1:26.411	33	3.126	1:19.685	33	3.007	1:19.035	33	3.030	1:19.072	33	2.777	1:18.385
33	2.518	1:27.043	8	3.654	1:20.845	8	3.994	1:19.494	8	4.350	1:19.405	8	5.155	1:19.443
83	2.836	1:27.361	83	6.140	1:22.381	83	6.865	1:19.879	83	8.434	1:20.618	83	9.164	1:19.368
2	3.459	1:27.984	2	6.839	1:22.457	2	7.308	1:19.623	2	8.982	1:20.723	2	10.468	1:20.124
61	4.351	1:28.876	22	7.103	1:21.403	22	8.275	1:20.326	22	9.275	1:20.049	22	10.860	1:20.223
22	4.777	1:29.302	61	7.726	1:22.452	23	9.633	1:20.734	23	10.783	1:20.199	23	11.956	1:19.811
23	5.233	1:29.758	23	8.053	1:21.897	61	10.131	1:21.559	61	11.651	1:20.569	61	13.328	1:20.315
88	6.005	1:30.530	88	8.920	1:21.992	88	11.952	1:22.186	88	14.613	1:21.710	88	18.760	1:22.785
53	6.687	1:31.212	53	9.302	1:21.692	53	12.340	1:22.192	53	14.989	1:21.698	53	19.586	1:23.235
9	9.622	1:34.147	9	14.261	1:23.716	9	18.493	1:23.386	9	22.902	1:23.458	9	27.667	1:23.403
63	9.913	1:34.438	5	14.577	1:23.630	5	18.795	1:23.372	1	23.831	1:23.542	1	28.943	1:23.750
5	10.024	1:34.549	1	15.116	1:23.940	1	19.338	1:23.376	63	27.148	1:23.952	63	32.248	1:23.738
1	10.253	1:34.778	63	16.623	1:25.787	63	22.245	1:24.776	44	28.084	1:24.089	44	32.852	1:23.406
44	11.162	1:35.687	44	17.022	1:24.937	44	23.044	1:25.176	64	37.043	1:27.852	64	43.887	1:25.482
25	12.609	1:37.134	25	21.275	1:27.743	64	28.240	1:25.892	25	37.299	1:27.024	25	44.647	1:25.986
64	13.394	1:37.919	64	21.502	1:27.185	25	29.324	1:27.203	5	40.622	1:40.876	5	46.127	1:24.143

Weather / Track : Bright / Dry

Results can be found at www.tsl-timing.com

Page 1 of 4

Castle Combe

Circuit Length = 1.8500 miles

Start: 14:09 Flag 14:30 End: 14:35

Printed - 14:40 Saturday, 14 July 2018

TCR UK Race Weekend - Castle Combe - 14th/15th July 2018

Teekay Production GTI Championship

RACE 2 - LAP CHART

LAP 6 @ 14:17:47.485			LAP 7 @ 14:19:06.527			LAP 8 @ 14:20:25.647			LAP 9 @ 14:21:44.981			LAP 10 @ 14:23:04.105		
NO	BEHIND	LAP TIME	NO	BEHIND	LAP TIME	NO	BEHIND	LAP TIME	NO	BEHIND	LAP TIME	NO	BEHIND	LAP TIME
28		1:18.674	28		1:19.042	28		1:19.120	28		1:19.334	28		1:19.124
96	3.201	1:20.304	96	3.502	1:19.343	96	4.117	1:19.735	96	4.354	1:19.571	25	1 Lap	1:28.869
33	3.679	1:19.576	33	4.030	1:19.393	33	4.429	1:19.519	33	4.796	1:19.701	96	4.423	1:19.193
8	5.909	1:19.428	8	6.832	1:19.965	8	7.779	1:20.067	8	8.522	1:20.077	33	4.820	1:19.148
83	10.169	1:19.679	83	12.251	1:21.124	83	13.413	1:20.282	83	14.233	1:20.154	8	9.583	1:20.185
2	11.341	1:19.547	2	12.914	1:20.615	2	13.989	1:20.195	2	14.938	1:20.283	83	15.152	1:20.043
22	11.785	1:19.599	22	13.181	1:20.438	22	14.229	1:20.168	22	15.459	1:20.564	2	15.785	1:19.971
23	13.293	1:20.011	23	13.873	1:19.622	23	15.556	1:20.803	23	16.391	1:20.169	22	16.185	1:19.850
61	15.541	1:20.887	61	17.709	1:21.210	61	20.171	1:21.582	61	23.055	1:22.218	23	18.324	1:21.057
88	22.456	1:22.370	88	30.030	1:26.616	88	35.188	1:24.278	88	39.315	1:23.461	61	25.791	1:21.860
53	23.016	1:22.104	9	37.438	1:23.927	9	41.756	1:23.438	9	45.867	1:23.445	88	44.066	1:23.875
9	32.553	1:23.560	1	38.012	1:23.652	1	41.987	1:23.095	1	46.279	1:23.626	9	49.877	1:23.134
1	33.402	1:23.133	63	41.979	1:23.919	63	46.244	1:23.385	63	51.106	1:24.196	1	50.401	1:23.246
63	37.102	1:23.528	44	42.895	1:24.019	44	47.475	1:23.700	44	53.085	1:24.944	63	55.848	1:23.866
44	37.918	1:23.740	5	59.330	1:25.927	5	1:04.314	1:24.104	5	1:09.130	1:24.150	44	58.094	1:24.133
5	52.445	1:24.992	64	1:00.318	1:26.691	64	1:05.148	1:23.950	64	1:10.014	1:24.200	5	1:16.564	1:26.558
64	52.669	1:27.456	25	1:01.782	1:27.405	25	1:10.629	1:27.967				64	1:17.128	1:26.238
25	53.419	1:27.446												

Weather / Track : Bright / Dry

Results can be found at www.tsl-timing.com

Page 2 of 4

Castle Combe

Circuit Length = 1.8500 miles

Start: 14:09 Flag 14:30 End: 14:35

Printed - 14:40 Saturday, 14 July 2018

TCR UK Race Weekend - Castle Combe - 14th/15th July 2018

Teekay Production GTI Championship

RACE 2 - LAP CHART

LAP 11 @ 14:24:22.935			LAP 12 @ 14:25:43.172			LAP 13 @ 14:27:01.861			LAP 14 @ 14:28:20.913			LAP 15 @ 14:29:39.858		
NO	BEHIND	LAP TIME	NO	BEHIND	LAP TIME	NO	BEHIND	LAP TIME	NO	BEHIND	LAP TIME	NO	BEHIND	LAP TIME
28		1:18.830	28		1:20.237	28		1:18.689	28		1:19.052	28		1:18.945
96	4.471	1:18.878	5	1 Lap	1:24.723	96	3.580	1:19.149	96	3.914	1:19.386	96	4.518	1:19.549
33	5.127	1:19.137	96	3.120	1:18.886	33	5.595	1:19.987	33	6.475	1:19.932	33	8.458	1:20.928
8	11.214	1:20.461	33	4.297	1:19.407	5	1 Lap	1:24.707	8	13.738	1:20.281	8	14.789	1:19.996
25	1 Lap	1:29.936	8	11.272	1:20.295	8	12.509	1:19.926	5	1 Lap	1:25.123	5	1 Lap	1:24.647
83	16.596	1:20.274	83	17.115	1:20.756	2	19.795	1:20.961	2	20.817	1:20.074	22	22.124	1:19.931
2	17.156	1:20.201	2	17.523	1:20.604	22	20.815	1:21.359	22	21.138	1:19.375	2	23.483	1:21.611
22	17.398	1:20.043	22	18.145	1:20.984	83	21.131	1:22.705	83	22.354	1:20.275	83	24.170	1:20.761
23	22.057	1:22.563	64	1 Lap	1:40.847	23	25.536	1:21.991	23	27.660	1:21.176	23	29.972	1:21.257
61	28.931	1:21.970	25	1 Lap	1:28.923	64	1 Lap	1:27.801	64	1 Lap	1:25.734	61	37.434	1:20.974
88	48.632	1:23.396	23	22.234	1:20.414	25	1 Lap	1:27.182	61	35.405	1:21.482	64	1 Lap	1:24.482
9	54.979	1:23.932	61	30.169	1:21.475	61	32.975	1:21.495	25	1 Lap	1:28.190	25	1 Lap	1:27.810
1	55.181	1:23.610	88	51.136	1:22.741	88	54.887	1:22.440	88	58.093	1:22.258	88	1:01.943	1:22.795
63	1:00.817	1:23.799	9	57.813	1:23.071	9	1:02.762	1:23.638	9	1:06.865	1:23.155	9	1:11.268	1:23.348
44	1:03.259	1:23.995	1	58.316	1:23.372	1	1:03.170	1:23.543	1	1:07.136	1:23.018	1	1:11.404	1:23.213
			63	1:05.397	1:24.817	63	1:10.872	1:24.164	63	1:15.606	1:23.786			
			44	1:06.682	1:23.660	44	1:11.997	1:24.004	44	1:16.304	1:23.359			

Weather / Track : Bright / Dry

Castle Combe

Circuit Length = 1.8500 miles

Start: 14:09 Flag 14:30 End: 14:35

TCR UK Race Weekend - Castle Combe - 14th/15th July 2018

Teekay Production GTI Championship

RACE 2 - LAP CHART

LAP 16 @ 14:30:59.829

NO	BEHIND	LAP TIME
28		1:19.971
63	1 Lap	1:24.463
44	1 Lap	1:24.829
96	4.195	1:19.648
33	10.747	1:22.260
8	14.722	1:19.904
22	22.248	1:20.095
2	23.810	1:20.298
83	24.464	1:20.265
5	1 Lap	1:26.158
23	31.756	1:21.755
61	38.520	1:21.057
64	1 Lap	1:24.039
25	1 Lap	1:28.718
88	1:04.110	1:22.138
9	1:15.212	1:23.915
1	1:16.052	1:24.619

Weather / Track : Bright / Dry

Results can be found at www.tsl-timing.com

Page 4 of 4

Castle Combe
Circuit Length = 1.8500 miles
Start: 14:09 Flag 14:30 End: 14:35

Printed - 14:40 Saturday, 14 July 2018

TCR UK Race Weekend - Castle Combe - 14th/15th July 2018

Teekay Production GTI Championship

RACE 2 - POSITION CHART

No	Name	Lap																
		Pos	1	2	3	4	5	6	7	8	9	10	11	12	13	14	15	16
28	COLBOURNE	1	28	28	28	28	28	28	28	28	28	28	28	28	28	28	28	28
33	MARSH	2	96	96	96	96	96	96	96	96	96	96	96	96	96	96	96	96
96	WALSH	3	8	33	33	33	33	33	33	33	33	33	33	33	33	33	33	33
8	MAWDSLEY	4	33	8	8	8	8	8	8	8	8	8	8	8	8	8	8	8
2	HOWLISON	5	83	83	83	83	83	83	83	83	83	83	83	83	2	2	22	22
23	ELLISTON	6	2	2	2	2	2	2	2	2	2	2	2	2	22	22	2	2
83	BLACKBURN	7	61	22	22	22	22	22	22	22	22	22	22	22	83	83	83	83
61	SAYER	8	22	61	23	23	23	23	23	23	23	23	23	23	23	23	23	23
22	HANCE	9	23	23	61	61	61	61	61	61	61	61	61	61	61	61	61	61
88	LLOYD	10	88	88	88	88	88	88	88	88	88	88	88	88	88	88	88	88
53	HEARD	11	53	53	53	53	53	9	9	9	9	9	9	9	9	9	9	9
1	WEBB	12	9	9	9	9	9	9	1	1	1	1	1	1	1	1	1	1
9	HARTLAND	13	63	5	5	1	1	1	63	63	63	63	63	63	63	63	63	63
44	MILNE	14	5	1	1	63	63	63	44	44	44	44	44	44	44	44	44	44
63	GIBBS	15	1	63	63	44	44	44	5	5	5	5	5	5	5	5	5	5
64	PARSONS	16	44	44	44	64	64	5	64	64	64	64	64	64	64	64	64	64
5	WARD	17	25	25	64	25	25	64	25	25	25	25	25	25	25	25	25	25
25	CHATTERTON	18	64	64	25	5	5	25										

Weather / Track : Bright / Dry

Results can be found at www.tsl-timing.com

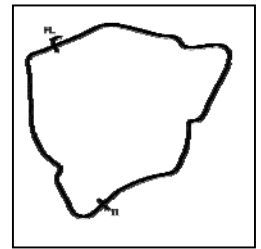
Castle Combe
 Circuit Length = 1.8500 miles
 Start: 14:09 Flag 14:30 End: 14:35

Printed - 14:40 Saturday, 14 July 2018

TCR UK Race Weekend - Castle Combe - 14th/15th July 2018

Teekay Production GTI Championship

RACE 2 - SECTOR ANALYSIS



SECTOR 1 = FL to I1, SECTOR 2 = I1 to FL, DIFF = Difference To Personal Best Lap, P = Crossed Finish Line in Pit Lane, D = Time Disallowed

P1 28 Mk5 James COLBOURNE		VW Golf GTi Mk5					
IDEAL LAP TIME : 1:18.578		BEST LAP TIME : 1:18.638		DIFFERENCE : 0.060			
LAP	SECTOR 1	SECTOR 2	LAP TIME	MPH	DIFF	TIME OF DAY	
1 -		30.953	1:24.525	78.79	5.887	14:11:12.893	
2 -	47.723	31.354 80.3	1:19.077	84.22	0.439	14:12:31.970	
3 -	48.100	31.054 89.9	1:19.154	84.14	0.516	14:13:51.124	
4 -	47.772	31.277 87.8	1:19.049	84.25	0.411	14:15:10.173	
5 -	47.663	30.975 89.0	1:18.638 (1)	84.69		14:16:28.811	
6 -	47.649	31.025 89.7	1:18.674 (2)	84.65	0.036	14:17:47.485	
7 -	47.869	31.173	1:19.042	84.25	0.404	14:19:06.527	
8 -	47.914	31.206 89.2	1:19.120	84.17	0.482	14:20:25.647	
9 -	48.092	31.242	1:19.334	83.94	0.696	14:21:44.981	
10 -	47.968	31.156	1:19.124	84.17	0.486	14:23:04.105	
11 -	47.887	30.943	1:18.830	84.48	0.192	14:24:22.935	
12 -	48.813	31.424	1:20.237	83.00	1.599	14:25:43.172	
13 -	47.635	31.054	1:18.689 (3)	84.63	0.051	14:27:01.861	
14 -	48.011	31.041	1:19.052	84.24	0.414	14:28:20.913	
15 -	47.909	31.036	1:18.945	84.36	0.307	14:29:39.858	
16 -	48.307	31.664 89.3	1:19.971	83.28	1.333	14:30:59.829	

P2 96 Mk5 Martyn WALSH		VW Golf GTi Mk5					
IDEAL LAP TIME : 1:18.686		BEST LAP TIME : 1:18.878		DIFFERENCE : 0.192			
LAP	SECTOR 1	SECTOR 2	LAP TIME	MPH	DIFF	TIME OF DAY	
1 -		31.009 88.4	1:25.384	78.00	6.506	14:11:13.752	
2 -	47.677	31.264 88.7	1:18.941	84.36	0.063	14:12:32.693	
3 -	48.187	31.335 89.3	1:19.522	83.75	0.644	14:13:52.215	
4 -	47.686	31.232 87.7	1:18.918 (3)	84.39	0.040	14:15:11.133	
5 -	47.981	31.268 87.2	1:19.249	84.03	0.371	14:16:30.382	
6 -	49.159	31.145 88.8	1:20.304	82.93	1.426	14:17:50.686	
7 -	47.860	31.483 88.5	1:19.343	83.93	0.465	14:19:10.029	
8 -	48.250	31.485 88.4	1:19.735	83.52	0.857	14:20:29.764	
9 -	48.212	31.359 90.0	1:19.571	83.69	0.693	14:21:49.335	
10 -	47.956	31.237 89.3	1:19.193	84.09	0.315	14:23:08.528	
11 -	47.768	31.110 89.0	1:18.878 (1)	84.43		14:24:27.406	
12 -	47.751	31.135 89.8	1:18.886 (2)	84.42	0.008	14:25:46.292	
13 -	48.096	31.053 87.8	1:19.149	84.14	0.271	14:27:05.441	
14 -	48.251	31.135 88.1	1:19.386	83.89	0.508	14:28:24.827	
15 -	48.289	31.260 89.7	1:19.549	83.72	0.671	14:29:44.376	
16 -	48.214	31.434 88.8	1:19.648	83.61	0.770	14:31:04.024	

P3 33 Mk5 Richard MARSH		VW Golf GTi Mk5					
IDEAL LAP TIME : 1:18.385		BEST LAP TIME : 1:18.385		DIFFERENCE : 0.000			
LAP	SECTOR 1	SECTOR 2	LAP TIME	MPH	DIFF	TIME OF DAY	
1 -		31.637	1:27.043	76.51	8.658	14:11:15.411	
2 -	47.911	31.774	1:19.685	83.57	1.300	14:12:35.096	
3 -	47.937	31.098	1:19.035 (2)	84.26	0.650	14:13:54.131	
4 -	47.818	31.254	1:19.072 (3)	84.22	0.687	14:15:13.203	
5 -	47.461	30.924	1:18.385 (1)	84.96		14:16:31.588	
6 -	48.526	31.050	1:19.576	83.69	1.191	14:17:51.164	
7 -	48.085	31.308	1:19.393	83.88	1.008	14:19:10.557	
8 -	48.135	31.384	1:19.519	83.75	1.134	14:20:30.076	
9 -	48.383	31.318	1:19.701	83.56	1.316	14:21:49.777	
10 -	47.995	31.153	1:19.148	84.14	0.763	14:23:08.925	
11 -	47.815	31.322	1:19.137	84.15	0.752	14:24:28.062	
12 -	47.984	31.423	1:19.407	83.87	1.022	14:25:47.469	
13 -	48.781	31.206	1:19.987	83.26	1.602	14:27:07.456	
14 -	48.510	31.422	1:19.932	83.32	1.547	14:28:27.388	
15 -	49.006	31.922	1:20.928	82.29	2.543	14:29:48.316	
16 -	50.126	32.134	1:22.260	80.96	3.875	14:31:10.576	

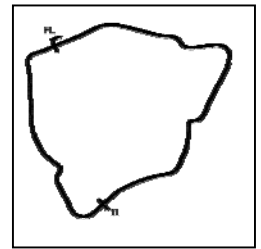
Weather / Track : Bright / Dry

Castle Combe
Circuit Length = 1.8500 miles
Start: 14:09 Flag 14:30 End: 14:35

TCR UK Race Weekend - Castle Combe - 14th/15th July 2018

Teekay Production GTI Championship

RACE 2 - SECTOR ANALYSIS



SECTOR 1 = FL to I1, SECTOR 2 = I1 to FL, DIFF = Difference To Personal Best Lap, P = Crossed Finish Line in Pit Lane, D = Time Disallowed

P4		8 Mk5		John MAWDSLEY		VW Golf GTi Mk5	
IDEAL LAP TIME : 1:19.154		BEST LAP TIME : 1:19.405		DIFFERENCE : 0.251			
LAP	SECTOR 1	SECTOR 2	LAP TIME	MPH	DIFF	TIME OF DAY	
1 -		31.312	90.0	1:26.411	77.07	7.006	14:11:14.779
2 -	48.483	32.362	88.5	1:20.845	82.38	1.440	14:12:35.624
3 -	48.095	31.399	89.0	1:19.494	83.78	0.089	14:13:55.118
4 -	47.842	31.563	88.8	1:19.405 (1)	83.87		14:15:14.523
5 -	47.975	31.468	89.5	1:19.443 (3)	83.83	0.038	14:16:33.966
6 -	48.099	31.329	90.0	1:19.428 (2)	83.84	0.023	14:17:53.394
7 -	48.438	31.527	89.7	1:19.965	83.28	0.560	14:19:13.359
8 -	48.300	31.767	90.8	1:20.067	83.18	0.662	14:20:33.426
9 -	48.556	31.521	89.0	1:20.077	83.17	0.672	14:21:53.503
10 -	48.428	31.757	87.8	1:20.185	83.05	0.780	14:23:13.688
11 -	48.643	31.818		1:20.461	82.77	1.056	14:24:34.149
12 -	48.452	31.843		1:20.295	82.94	0.890	14:25:54.444
13 -	48.379	31.547	89.2	1:19.926	83.32	0.521	14:27:14.370
14 -	48.540	31.741	86.8	1:20.281	82.95	0.876	14:28:34.651
15 -	48.288	31.708	89.3	1:19.996	83.25	0.591	14:29:54.647
16 -	48.381	31.523		1:19.904	83.35	0.499	14:31:14.551

P5		22 Mk5		Adam HANCE		VW Golf GTi Mk5	
IDEAL LAP TIME : 1:19.375		BEST LAP TIME : 1:19.375		DIFFERENCE : 0.000			
LAP	SECTOR 1	SECTOR 2	LAP TIME	MPH	DIFF	TIME OF DAY	
1 -		32.323		1:29.302	74.57	9.927	14:11:17.670
2 -	49.001	32.402		1:21.403	81.81	2.028	14:12:39.073
3 -	48.680	31.646		1:20.326	82.91	0.951	14:13:59.399
4 -	48.519	31.530		1:20.049	83.19	0.674	14:15:19.448
5 -	48.619	31.604		1:20.223	83.01	0.848	14:16:39.671
6 -	48.225	31.374		1:19.599 (2)	83.66	0.224	14:17:59.270
7 -	48.361	32.077		1:20.438	82.79	1.063	14:19:19.708
8 -	48.595	31.573		1:20.168	83.07	0.793	14:20:39.876
9 -	48.879	31.685		1:20.564	82.66	1.189	14:22:00.440
10 -	48.575	31.275		1:19.850 (3)	83.40	0.475	14:23:20.290
11 -	48.385	31.658		1:20.043	83.20	0.668	14:24:40.333
12 -	48.793	32.191		1:20.984	82.23	1.609	14:26:01.317
13 -	49.503	31.856		1:21.359	81.85	1.984	14:27:22.676
14 -	48.218	31.157		1:19.375 (1)	83.90		14:28:42.051
15 -	48.591	31.340		1:19.931	83.32	0.556	14:30:01.982
16 -	48.491	31.604		1:20.095	83.15	0.720	14:31:22.077

P6		2 Mk5		James HOWLISON		VW Golf GTi Mk5	
IDEAL LAP TIME : 1:19.408		BEST LAP TIME : 1:19.547		DIFFERENCE : 0.139			
LAP	SECTOR 1	SECTOR 2	LAP TIME	MPH	DIFF	TIME OF DAY	
1 -		31.744	89.8	1:27.984	75.69	8.437	14:11:16.352
2 -	48.181	34.276	88.7	1:22.457	80.76	2.910	14:12:38.809
3 -	48.253	31.370	90.1	1:19.623 (2)	83.64	0.076	14:13:58.432
4 -	48.783	31.940	89.0	1:20.723	82.50	1.176	14:15:19.155
5 -	48.445	31.679	90.8	1:20.124	83.12	0.577	14:16:39.279
6 -	48.047	31.500	89.4	1:19.547 (1)	83.72		14:17:58.826
7 -	48.195	32.420	88.8	1:20.615	82.61	1.068	14:19:19.441
8 -	48.302	31.893	89.1	1:20.195	83.04	0.648	14:20:39.636
9 -	48.661	31.622	90.3	1:20.283	82.95	0.736	14:21:59.919
10 -	48.100	31.871	90.1	1:19.971 (3)	83.28	0.424	14:23:19.890
11 -	48.163	32.038	89.8	1:20.201	83.04	0.654	14:24:40.091
12 -	48.454	32.150	90.6	1:20.604	82.62	1.057	14:26:00.695
13 -	49.173	31.788	89.7	1:20.961	82.26	1.414	14:27:21.656
14 -	48.465	31.609	89.4	1:20.074	83.17	0.527	14:28:41.730
15 -	49.958	31.653	89.8	1:21.611	81.60	2.064	14:30:03.341
16 -	48.937	31.361	89.0	1:20.298	82.94	0.751	14:31:23.639

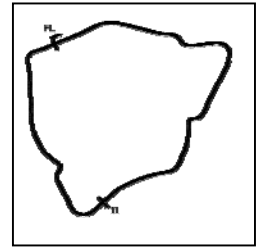
Weather / Track : Bright / Dry

Castle Combe
Circuit Length = 1.8500 miles
Start: 14:09 Flag 14:30 End: 14:35

TCR UK Race Weekend - Castle Combe - 14th/15th July 2018

Teekay Production GTI Championship

RACE 2 - SECTOR ANALYSIS



SECTOR 1 = FL to I1, SECTOR 2 = I1 to FL, DIFF = Difference To Personal Best Lap, P = Crossed Finish Line in Pit Lane, D = Time Disallowed

P7 83 Mk5 Paul BLACKBURN		VW Golf GTi Mk5					
IDEAL LAP TIME : 1:19.363		BEST LAP TIME : 1:19.368		DIFFERENCE : 0.005			
LAP	SECTOR 1	SECTOR 2	LAP TIME	MPH	DIFF	TIME OF DAY	
1 -		31.566	89.0	1:27.361	76.23	7.993	14:11:15.729
2 -	48.106	34.275	87.9	1:22.381	80.84	3.013	14:12:38.110
3 -	48.010	31.869	87.6	1:19.879 (3)	83.37	0.511	14:13:57.989
4 -	48.817	31.801	89.8	1:20.618	82.61	1.250	14:15:18.607
5 -	47.797	31.571	87.7	1:19.368 (1)	83.91		14:16:37.975
6 -	48.103	31.576	84.0	1:19.679 (2)	83.58	0.311	14:17:57.654
7 -	49.195	31.929	89.2	1:21.124	82.09	1.756	14:19:18.778
8 -	48.370	31.912	90.1	1:20.282	82.95	0.914	14:20:39.060
9 -	48.420	31.734	89.7	1:20.154	83.09	0.786	14:21:59.214
10 -	48.404	31.639	89.3	1:20.043	83.20	0.675	14:23:19.257
11 -	48.514	31.760	89.3	1:20.274	82.96	0.906	14:24:39.531
12 -	48.710	32.046	87.4	1:20.756	82.47	1.388	14:26:00.287
13 -	50.512	32.193	87.8	1:22.705	80.52	3.337	14:27:22.992
14 -	48.417	31.858	85.2	1:20.275	82.96	0.907	14:28:43.267
15 -	48.688	32.073	86.4	1:20.761	82.46	1.393	14:30:04.028
16 -	48.613	31.652	86.7	1:20.265	82.97	0.897	14:31:24.293

P8 23 Mk5 Peter ELLISTON		VW Golf GTi Mk5					
IDEAL LAP TIME : 1:19.515		BEST LAP TIME : 1:19.622		DIFFERENCE : 0.107			
LAP	SECTOR 1	SECTOR 2	LAP TIME	MPH	DIFF	TIME OF DAY	
1 -		32.126	88.7	1:29.758	74.19	10.136	14:11:18.126
2 -	49.133	32.764	86.3	1:21.897	81.32	2.275	14:12:40.023
3 -	48.711	32.023	89.0	1:20.734	82.49	1.112	14:14:00.757
4 -	48.351	31.848	89.2	1:20.199	83.04	0.577	14:15:20.956
5 -	48.228	31.583	88.5	1:19.811 (2)	83.44	0.189	14:16:40.767
6 -	48.359	31.652	89.9	1:20.011 (3)	83.23	0.389	14:18:00.778
7 -	47.932	31.690	89.0	1:19.622 (1)	83.64		14:19:20.400
8 -	49.110	31.693	88.7	1:20.803	82.42	1.181	14:20:41.203
9 -	48.349	31.820	88.5	1:20.169	83.07	0.547	14:22:01.372
10 -	48.479	32.578	85.7	1:21.057	82.16	1.435	14:23:22.429
11 -	50.367	32.196	87.8	1:22.563	80.66	2.941	14:24:44.992
12 -	48.477	31.937	87.6	1:20.414	82.82	0.792	14:26:05.406
13 -	49.698	32.293	87.4	1:21.991	81.22	2.369	14:27:27.397
14 -	48.903	32.273	86.9	1:21.176	82.04	1.554	14:28:48.573
15 -	49.177	32.080	87.3	1:21.257	81.96	1.635	14:30:09.830
16 -	49.086	32.669	85.1	1:21.755	81.46	2.133	14:31:31.585

P9 61 Mk5 Ryan SAYER		VW Golf GTi Mk5					
IDEAL LAP TIME : 1:20.173		BEST LAP TIME : 1:20.315		DIFFERENCE : 0.142			
LAP	SECTOR 1	SECTOR 2	LAP TIME	MPH	DIFF	TIME OF DAY	
1 -		32.155		1:28.876	74.93	8.561	14:11:17.244
2 -	49.366	33.086	83.1	1:22.452	80.77	2.137	14:12:39.696
3 -	49.729	31.830	88.1	1:21.559	81.65	1.244	14:14:01.255
4 -	48.625	31.944	88.1	1:20.569 (2)	82.66	0.254	14:15:21.824
5 -	48.767	31.548	89.0	1:20.315 (1)	82.92		14:16:42.139
6 -	49.010	31.877	89.1	1:20.887 (3)	82.33	0.572	14:18:03.026
7 -	48.825	32.385		1:21.210	82.00	0.895	14:19:24.236
8 -	49.193	32.389	87.2	1:21.582	81.63	1.267	14:20:45.818
9 -	49.786	32.432	87.0	1:22.218	81.00	1.903	14:22:08.036
10 -	49.377	32.483	87.2	1:21.860	81.35	1.545	14:23:29.896
11 -	49.623	32.347	88.7	1:21.970	81.24	1.655	14:24:51.866
12 -	49.429	32.046	89.4	1:21.475	81.74	1.160	14:26:13.341
13 -	49.498	31.997	87.8	1:21.495	81.72	1.180	14:27:34.836
14 -	49.561	31.921	89.1	1:21.482	81.73	1.167	14:28:56.318
15 -	49.159	31.815	89.3	1:20.974	82.24	0.659	14:30:17.292
16 -	48.990	32.067	87.1	1:21.057	82.16	0.742	14:31:38.349

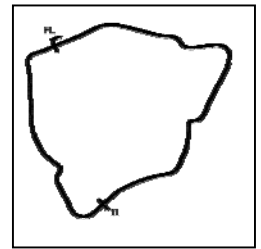
Weather / Track : Bright / Dry

Castle Combe
Circuit Length = 1.8500 miles
Start: 14:09 Flag 14:30 End: 14:35

TCR UK Race Weekend - Castle Combe - 14th/15th July 2018

Teekay Production GTI Championship

RACE 2 - SECTOR ANALYSIS



SECTOR 1 = FL to I1, SECTOR 2 = I1 to FL, DIFF = Difference To Personal Best Lap, P = Crossed Finish Line in Pit Lane, D = Time Disallowed

P10 88 Mk5 Kevin LLOYD			VW Golf GTi Mk5			
IDEAL LAP TIME : 1:21.244			BEST LAP TIME : 1:21.710		DIFFERENCE : 0.466	
LAP	SECTOR 1	SECTOR 2	LAP TIME	MPH	DIFF	TIME OF DAY
1 -		31.944	1:30.530	73.56	8.820	14:11:18.898
2 -	49.300	32.692	1:21.992 (2)	81.22	0.282	14:12:40.890
3 -	49.363	32.823	1:22.186	81.03	0.476	14:14:03.076
4 -	49.491	32.219	1:21.710 (1)	81.50		14:15:24.786
5 -	49.573	33.212	1:22.785	80.44	1.075	14:16:47.571
6 -	50.124	32.246	1:22.370	80.85	0.660	14:18:09.941
7 -	52.992	33.624	1:26.616	76.89	4.906	14:19:36.557
8 -	51.074	33.204	1:24.278	79.02	2.568	14:21:00.835
9 -	50.565	32.896	1:23.461	79.79	1.751	14:22:24.296
10 -	50.959	32.916	1:23.875	79.40	2.165	14:23:48.171
11 -	50.905	32.491	1:23.396	79.86	1.686	14:25:11.567
12 -	50.343	32.398	1:22.741	80.49	1.031	14:26:34.308
13 -	50.232	32.208	1:22.440	80.78	0.730	14:27:56.748
14 -	49.810	32.448	1:22.258	80.96	0.548	14:29:19.006
15 -	50.111	32.684	1:22.795	80.44	1.085	14:30:41.801
16 -	49.735	32.403	1:22.138 (3)	81.08	0.428	14:32:03.939

P11 9 A Tim HARTLAND			VW Golf GTi Mk2				
IDEAL LAP TIME : 1:22.922			BEST LAP TIME : 1:23.071		DIFFERENCE : 0.149		
LAP	SECTOR 1	SECTOR 2	LAP TIME	MPH	DIFF	TIME OF DAY	
1 -		33.300	84.2	1:34.147	70.74	11.076	14:11:22.515
2 -	50.718	32.998	84.8	1:23.716	79.55	0.645	14:12:46.231
3 -	50.522	32.864	84.7	1:23.386	79.86	0.315	14:14:09.617
4 -	50.399	33.059	85.1	1:23.458	79.80	0.387	14:15:33.075
5 -	50.468	32.935	84.9	1:23.403	79.85	0.332	14:16:56.478
6 -	50.602	32.958	83.7	1:23.560	79.70	0.489	14:18:20.038
7 -	50.486	33.441	85.0	1:23.927	79.35	0.856	14:19:43.965
8 -	50.449	32.989	85.5	1:23.438	79.82	0.367	14:21:07.403
9 -	50.367	33.078	84.3	1:23.445	79.81	0.374	14:22:30.848
10 -	50.460	32.674		1:23.134 (2)	80.11	0.063	14:23:53.982
11 -	50.675	33.257	85.4	1:23.932	79.35	0.861	14:25:17.914
12 -	50.487	32.584	84.9	1:23.071 (1)	80.17		14:26:40.985
13 -	50.825	32.813	83.7	1:23.638	79.62	0.567	14:28:04.623
14 -	50.553	32.602	83.5	1:23.155 (3)	80.09	0.084	14:29:27.778
15 -	50.338	33.010	83.3	1:23.348	79.90	0.277	14:30:51.126
16 -	50.558	33.357	82.2	1:23.915	79.36	0.844	14:32:15.041

P12 1 A Chris WEBB			VW Golf GTi Mk2				
IDEAL LAP TIME : 1:22.836			BEST LAP TIME : 1:23.018		DIFFERENCE : 0.182		
LAP	SECTOR 1	SECTOR 2	LAP TIME	MPH	DIFF	TIME OF DAY	
1 -		33.527		1:34.778	70.26	11.760	14:11:23.146
2 -	51.252	32.688		1:23.940	79.34	0.922	14:12:47.086
3 -	50.690	32.686	85.2	1:23.376	79.87	0.358	14:14:10.462
4 -	50.713	32.829	85.5	1:23.542	79.72	0.524	14:15:34.004
5 -	51.178	32.572		1:23.750	79.52	0.732	14:16:57.754
6 -	50.732	32.401		1:23.133 (3)	80.11	0.115	14:18:20.887
7 -	50.493	33.159	86.2	1:23.652	79.61	0.634	14:19:44.539
8 -	50.435	32.660		1:23.095 (2)	80.14	0.077	14:21:07.634
9 -	50.920	32.706	84.9	1:23.626	79.64	0.608	14:22:31.260
10 -	50.638	32.608	86.3	1:23.246	80.00	0.228	14:23:54.506
11 -	50.506	33.104	85.7	1:23.610	79.65	0.592	14:25:18.116
12 -	50.572	32.800	84.3	1:23.372	79.88	0.354	14:26:41.488
13 -	51.109	32.434	86.1	1:23.543	79.71	0.525	14:28:05.031
14 -	50.533	32.485		1:23.018 (1)	80.22		14:29:28.049
15 -	50.633	32.580		1:23.213	80.03	0.195	14:30:51.262
16 -	50.808	33.811		1:24.619	78.70	1.601	14:32:15.881

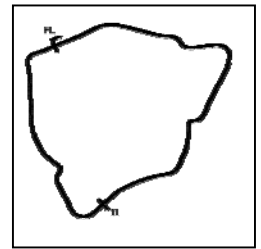
Weather / Track : Bright / Dry

Castle Combe
Circuit Length = 1.8500 miles
Start: 14:09 Flag 14:30 End: 14:35

TCR UK Race Weekend - Castle Combe - 14th/15th July 2018

Teekay Production GTI Championship

RACE 2 - SECTOR ANALYSIS



SECTOR 1 = FL to I1, SECTOR 2 = I1 to FL, DIFF = Difference To Personal Best Lap, P = Crossed Finish Line in Pit Lane, D = Time Disallowed

P13 63 A Dan GIBBS			VW Golf GTi Mk2			
IDEAL LAP TIME : 1:23.184		BEST LAP TIME : 1:23.385		DIFFERENCE : 0.201		
LAP	SECTOR 1	SECTOR 2	LAP TIME	MPH	DIFF	TIME OF DAY
1 -		33.583 82.1	1:34.438	70.52	11.053	14:11:22.806
2 -	51.953	33.834 79.1	1:25.787	77.63	2.402	14:12:48.593
3 -	51.979	32.797 82.2	1:24.776	78.56	1.391	14:14:13.369
4 -	51.034	32.918 82.3	1:23.952	79.33	0.567	14:15:37.321
5 -	50.651	33.087 82.5	1:23.738 (3)	79.53	0.353	14:17:01.059
6 -	50.872	32.656 81.3	1:23.528 (2)	79.73	0.143	14:18:24.587
7 -	50.969	32.950 81.9	1:23.919	79.36	0.534	14:19:48.506
8 -	50.852	32.533 81.9	1:23.385 (1)	79.87		14:21:11.891
9 -	51.289	32.907	1:24.196	79.10	0.811	14:22:36.087
10 -	51.113	32.753 82.2	1:23.866	79.41	0.481	14:23:59.953
11 -	51.050	32.749 82.2	1:23.799	79.47	0.414	14:25:23.752
12 -	51.651	33.166 81.3	1:24.817	78.52	1.432	14:26:48.569
13 -	51.359	32.805 81.9	1:24.164	79.13	0.779	14:28:12.733
14 -	50.935	32.851	1:23.786	79.48	0.401	14:29:36.519
15 -	51.120	33.343 81.4	1:24.463	78.85	1.078	14:31:00.982

P14 44 A Pete MILNE			VW Golf GTi MK2			
IDEAL LAP TIME : 1:22.942		BEST LAP TIME : 1:23.359		DIFFERENCE : 0.417		
LAP	SECTOR 1	SECTOR 2	LAP TIME	MPH	DIFF	TIME OF DAY
1 -		33.813 84.9	1:35.687	69.60	12.328	14:11:24.055
2 -	51.242	33.695 80.8	1:24.937	78.41	1.578	14:12:48.992
3 -	52.371	32.805 84.4	1:25.176	78.19	1.817	14:14:14.168
4 -	51.007	33.082 84.2	1:24.089	79.20	0.730	14:15:38.257
5 -	50.321	33.085 83.1	1:23.406 (2)	79.85	0.047	14:17:01.663
6 -	50.795	32.945 84.2	1:23.740	79.53	0.381	14:18:25.403
7 -	50.793	33.226 84.4	1:24.019	79.26	0.660	14:19:49.422
8 -	50.738	32.962 81.0	1:23.700	79.57	0.341	14:21:13.122
9 -	51.951	32.993 83.8	1:24.944	78.40	1.585	14:22:38.066
10 -	50.942	33.191 83.6	1:24.133	79.16	0.774	14:24:02.199
11 -	51.121	32.874 84.7	1:23.995	79.29	0.636	14:25:26.194
12 -	50.963	32.697 84.4	1:23.660 (3)	79.60	0.301	14:26:49.854
13 -	51.383	32.621 84.4	1:24.004	79.28	0.645	14:28:13.858
14 -	50.515	32.844 83.5	1:23.359 (1)	79.89		14:29:37.217
15 -	51.074	33.755 82.9	1:24.829	78.51	1.470	14:31:02.046

P15 5 A Adrian WARD			VW Golf GTi Mk2			
IDEAL LAP TIME : 1:23.372		BEST LAP TIME : 1:23.372		DIFFERENCE : 0.000		
LAP	SECTOR 1	SECTOR 2	LAP TIME	MPH	DIFF	TIME OF DAY
1 -		33.196 83.6	1:34.549	70.43	11.177	14:11:22.917
2 -	51.017	32.613 83.0	1:23.630 (2)	79.63	0.258	14:12:46.547
3 -	50.795	32.577 82.6	1:23.372 (1)	79.88		14:14:09.919
4 -	1:07.935	32.941 83.1	1:40.876	66.02	17.504	14:15:50.795
5 -	51.480	32.663 81.4	1:24.143	79.15	0.771	14:17:14.938
6 -	51.444	33.548 78.1	1:24.992	78.36	1.620	14:18:39.930
7 -	52.884	33.043 81.4	1:25.927	77.50	2.555	14:20:05.857
8 -	51.250	32.854 81.8	1:24.104 (3)	79.18	0.732	14:21:29.961
9 -	51.359	32.791 80.4	1:24.150	79.14	0.778	14:22:54.111
10 -	53.395	33.163 80.6	1:26.558	76.94	3.186	14:24:20.669
11 -	51.264	33.459 81.8	1:24.723	78.60	1.351	14:25:45.392
12 -	51.813	32.894 81.6	1:24.707	78.62	1.335	14:27:10.099
13 -	51.612	33.511 80.7	1:25.123	78.24	1.751	14:28:35.222
14 -	51.524	33.123 80.2	1:24.647	78.68	1.275	14:29:59.869
15 -	53.483	32.675 80.9	1:26.158	77.30	2.786	14:31:26.027

P16 64 A Timothy PARSONS			VW Golf GTi Mk2			
IDEAL LAP TIME : 1:23.950		BEST LAP TIME : 1:23.950		DIFFERENCE : 0.000		
LAP	SECTOR 1	SECTOR 2	LAP TIME	MPH	DIFF	TIME OF DAY

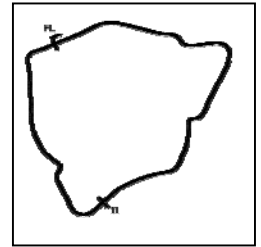
Weather / Track : Bright / Dry

Castle Combe
Circuit Length = 1.8500 miles
Start: 14:09 Flag 14:30 End: 14:35

TCR UK Race Weekend - Castle Combe - 14th/15th July 2018

Teekay Production GTI Championship

RACE 2 - SECTOR ANALYSIS



SECTOR 1 = FL to I1, SECTOR 2 = I1 to FL, DIFF = Difference To Personal Best Lap, P = Crossed Finish Line in Pit Lane, D = Time Disallowed

LAP	SECTOR 1	SECTOR 2	DIFF	MPH	TIME OF DAY		
1 -		34.673	82.0	1:37.919	68.01	13.969	14:11:26.287
2 -	53.014	34.171	82.8	1:27.185	76.38	3.235	14:12:53.472
3 -	52.189	33.703	81.6	1:25.892	77.53	1.942	14:14:19.364
4 -	52.575	35.277	82.0	1:27.852	75.80	3.902	14:15:47.216
5 -	51.611	33.871	81.6	1:25.482	77.91	1.532	14:17:12.698
6 -	52.433	35.023	81.4	1:27.456	76.15	3.506	14:18:40.154
7 -	52.990	33.701	84.8	1:26.691	76.82	2.741	14:20:06.845
8 -	51.175	32.775	83.7	1:23.950 (1)	79.33		14:21:30.795
9 -	51.317	32.883	83.8	1:24.200 (3)	79.09	0.250	14:22:54.995
10 -	52.497	33.741	82.7	1:26.238	77.22	2.288	14:24:21.233
11 -	52.178	48.669	81.8	1:40.847	66.04	16.897	14:26:02.080
12 -	51.219	36.582	82.7	1:27.801	75.85	3.851	14:27:29.881
13 -	51.347	34.387	82.2	1:25.734	77.68	1.784	14:28:55.615
14 -	51.456	33.026	84.2	1:24.482	78.83	0.532	14:30:20.097
15 -		83.7		1:24.039 (2)	79.24	0.089	14:31:44.136

P17	25 A	Wesley CHATTERTON	VW Golf GTi MK2
IDEAL LAP TIME : 1:25.904		BEST LAP TIME : 1:25.986	DIFFERENCE : 0.082

LAP	SECTOR 1	SECTOR 2	DIFF	MPH	TIME OF DAY		
1 -		34.548		1:37.134	68.56	11.148	14:11:25.502
2 -	52.879	34.864		1:27.743	75.90	1.757	14:12:53.245
3 -	53.180	34.023		1:27.203	76.37	1.217	14:14:20.448
4 -	53.039	33.985		1:27.024 (2)	76.53	1.038	14:15:47.472
5 -	51.945	34.041		1:25.986 (1)	77.45		14:17:13.458
6 -	52.865	34.581		1:27.446	76.16	1.460	14:18:40.904
7 -	52.663	34.742		1:27.405	76.19	1.419	14:20:08.309
8 -	53.322	34.645		1:27.967	75.71	1.981	14:21:36.276
9 -	54.229	34.640	80.9	1:28.869	74.94	2.883	14:23:05.145
10 -	54.736	35.200		1:29.936	74.05	3.950	14:24:35.081
11 -	54.724	34.199		1:28.923	74.89	2.937	14:26:04.004
12 -	53.223	33.959		1:27.182 (3)	76.39	1.196	14:27:31.186
13 -	53.718	34.472		1:28.190	75.51	2.204	14:28:59.376
14 -	53.542	34.268		1:27.810	75.84	1.824	14:30:27.186
15 -	53.961	34.757		1:28.718	75.06	2.732	14:31:55.904

P18	53 Mk5	Graham HEARD	VW Golf GTi Mk5
IDEAL LAP TIME : 1:21.538		BEST LAP TIME : 1:21.692	DIFFERENCE : 0.154

LAP	SECTOR 1	SECTOR 2	DIFF	MPH	TIME OF DAY		
1 -		32.190	85.3	1:31.212	73.01	9.520	14:11:19.580
2 -	49.348	32.344	86.2	1:21.692 (1)	81.52		14:12:41.272
3 -	49.460	32.732	85.9	1:22.192	81.03	0.500	14:14:03.464
4 -	49.481	32.217	88.0	1:21.698 (2)	81.52	0.006	14:15:25.162
5 -	49.475	33.760	84.9	1:23.235	80.01	1.543	14:16:48.397
6 -	49.707	32.397	86.2	1:22.104 (3)	81.11	0.412	14:18:10.501

TCR UK Race Weekend - Castle Combe - 14th/15th July 2018

Teekay Production GTI Championship

RACE 2 - BEST SECTORS

SECTOR 1			SECTOR 2			IDEAL / BEST COMPARISON						
POS	NO	NAME	TIME	NO	NAME	TIME	POS	NO	NAME	IDEAL	BEST	DIFF
									PERFECT LAP	1:18.385		
1	33	MARSH	47.461	33	MARSH	30.924	1	33	MARSH	1:18.385	1:18.385	0.000
2	28	COLBOURNE	47.635	28	COLBOURNE	30.943	2	28	COLBOURNE	1:18.578	1:18.638	0.060
3	96	WALSH	47.677	96	WALSH	31.009	3	96	WALSH	1:18.686	1:18.878	0.192
4	83	BLACKBURN	47.797	22	HANCE	31.157	4	8	MAWDSLEY	1:19.154	1:19.405	0.251
5	8	MAWDSLEY	47.842	8	MAWDSLEY	31.312	5	83	BLACKBURN	1:19.363	1:19.368	0.005
6	23	ELLISTON	47.932	2	HOWLISON	31.361	6	22	HANCE	1:19.375	1:19.375	0.000
7	2	HOWLISON	48.047	61	SAYER	31.548	7	2	HOWLISON	1:19.408	1:19.547	0.139
8	22	HANCE	48.218	83	BLACKBURN	31.566	8	23	ELLISTON	1:19.515	1:19.622	0.107
9	61	SAYER	48.625	23	ELLISTON	31.583	9	61	SAYER	1:20.173	1:20.315	0.142
10	88	LLOYD	49.300	88	LLOYD	31.944	10	88	LLOYD	1:21.244	1:21.710	0.466
11	53	HEARD	49.348	53	HEARD	32.190	11	53	HEARD	1:21.538	1:21.692	0.154
12	44	MILNE	50.321	1	WEBB	32.401	12	1	WEBB	1:22.836	1:23.018	0.182
13	9	HARTLAND	50.338	63	GIBBS	32.533	13	9	HARTLAND	1:22.922	1:23.071	0.149
14	1	WEBB	50.435	5	WARD	32.577	14	44	MILNE	1:22.942	1:23.359	0.417
15	63	GIBBS	50.651	9	HARTLAND	32.584	15	63	GIBBS	1:23.184	1:23.385	0.201
16	5	WARD	50.795	44	MILNE	32.621	16	5	WARD	1:23.372	1:23.372	0.000
17	64	PARSONS	51.175	64	PARSONS	32.775	17	64	PARSONS	1:23.950	1:23.950	0.000
18	25	CHATTERTON	51.945	25	CHATTERTON	33.959	18	25	CHATTERTON	1:25.904	1:25.986	0.082

Weather / Track : Bright / Dry

Results can be found at www.tsl-timing.com

Castle Combe

Circuit Length = 1.8500 miles

Start: 14:09 Flag 14:30 End: 14:35

Printed - 14:40 Saturday, 14 July 2018

TCR UK Race Weekend - Castle Combe - 14th/15th July 2018

Teekay Production GTI Championship

RACE 2 - BEST SPEEDS

POS	INTERMEDIATE 1			INTERMEDIATE 2			FINISH LINE		
	NO	NAME	MPH	NO	NAME	MPH	NO	NAME	MPH
1							8	MAWDSLEY	90.8
2							2	HOWLISON	90.8
3							83	BLACKBURN	90.1
4							96	WALSH	90.0
5							28	COLBOURNE	89.9
6							23	ELLISTON	89.9
7							61	SAYER	89.4
8							53	HEARD	88.0
9							1	WEBB	86.3
10							9	HARTLAND	85.5
11							44	MILNE	84.9
12							64	PARSONS	84.8
13							5	WARD	83.6
14							63	GIBBS	82.5
15							25	CHATTERTON	80.9
16									
17									
18									

Weather / Track : Bright / Dry

Results can be found at www.tsl-timing.com


Castle Combe
Circuit Length = 1.8500 miles
Start: 14:09 Flag 14:30 End: 14:35

Printed - 14:40 Saturday, 14 July 2018

TCR UK Race Weekend - Castle Combe - 14th/15th July 2018

Teekay Production GTI Championship

RACE 8 - GRID (15 minutes)

ROW 12	23	25	Wesley CHATTERTON				
ROW 11	21	5	Adrian WARD	22	64	Timothy PARSONS	
ROW 10		19	63	Dan GIBBS	20	44	Pete MILNE
ROW 9	17	9	Tim HARTLAND	18	1	Chris WEBB	
ROW 8							
ROW 7							
ROW 6		11	53	Graham HEARD			
ROW 5	9	61	Ryan SAYER	10	88	Kevin LLOYD	
ROW 4		7	83	Paul BLACKBURN	8	23	Peter ELLISTON
ROW 3	5	22	Adam HANCE	6	2	James HOWLISON	
ROW 2		3	33	Richard MARSH	4	8	John MAWDSLEY
ROW 1	1	28	James COLBOURNE	2	96	Martyn WALSH	
Pole							
							

Castle Combe
Circuit Length = 1.8500 miles

These results are provisional until the conclusion of any judicial and technical matters.

Clerk Of Course :		Timekeeper :	
-------------------	--	--------------	--

TCR UK Race Weekend - Castle Combe - 14th/15th July 2018



Teekay Production GTI Championship

RACE 8 - CLASSIFICATION

POS	NO	CL	PIC NAME	ENTRY	LAPS	TIME	GAP	DIFF	MPH	BEST	ON
1	28	Mk5	1 James COLBOURNE	VW Golf GTi Mk5	10	13:15.902			83.67	1:18.454	2
2	96	Mk5	2 Martyn WALSH	VW Golf GTi Mk5	10	13:19.448	3.546	3.546	83.30	1:18.770	6
3	8	Mk5	3 John MAWDSLEY	VW Golf GTi Mk5	10	13:21.191	5.289	1.743	83.12	1:18.835	10
4	33	Mk5	4 Richard MARSH	VW Golf GTi Mk5	10	13:21.451	5.549	0.260	83.09	1:18.590	6
5	2	Mk5	5 James HOWLISON	VW Golf GTi Mk5	10	13:23.223	7.321	1.772	82.91	1:19.184	10
6	83	Mk5	6 Paul BLACKBURN	VW Golf GTi Mk5	10	13:26.907	11.005	3.684	82.53	1:19.392	3
7	22	Mk5	7 Adam HANCE	VW Golf GTi Mk5	10	13:27.226	11.324	0.319	82.50	1:19.212	3
8	23	Mk5	8 Peter ELLISTON	VW Golf GTi Mk5	10	13:33.482	17.580	6.256	81.87	1:19.674	6
9	88	Mk5	9 Kevin LLOYD	VW Golf GTi Mk5	10	13:34.350	18.448	0.868	81.78	1:19.585	6
10	61	Mk5	10 Ryan SAYER	VW Golf GTi Mk5	10	13:36.106	20.204	1.756	81.60	1:19.575	3
11	9	A	1 Tim HARTLAND	VW Golf GTi Mk2	10	14:01.152	45.250	25.046	79.17	1:22.858	2
12	1	A	2 Chris WEBB	VW Golf GTi Mk2	10	14:01.348	45.446	0.196	79.15	1:22.913	3
13	44	A	3 Pete MILNE	VW Golf GTi MK2	10	14:05.618	49.716	4.270	78.75	1:22.902	4
14	5	A	4 Adrian WARD	VW Golf GTi Mk2	10	14:08.319	52.417	2.701	78.50	1:23.276	4
15	63	A	5 Dan GIBBS	VW Golf GTi Mk2	10	14:14.242	58.340	5.923	77.96	1:23.347	6
16	64	A	6 Timothy PARSONS	VW Golf GTi Mk2	10	14:19.080	1:03.178	4.838	77.52	1:23.595	10
17	25	A	7 Wesley CHATTERTON	VW Golf GTi MK2	10	14:36.831	1:20.929	17.751	75.95	1:25.979	8
FASTEST LAP											
	28	Mk5	James COLBOURNE	VW Golf GTi Mk5	2	1:18.454		84.89 mph		136.61 kph	
	9	A	Tim HARTLAND	VW Golf GTi Mk2	2	1:22.858		80.37 mph		129.35 kph	

Weather / Track : Cloudy / Dry

These results are provisional until the conclusion of any judicial and technical matters.

Castle Combe

Circuit Length = 1.8500 miles

Start: 18:00 Flag 18:13 End: 18:15

Clerk Of Course :		Timekeeper :
-------------------	--	--------------

TCR UK Race Weekend - Castle Combe - 14th/15th July 2018

Teekay Production GTI Championship

RACE 8 - LAP CHART

LAP 1 @ 18:01:49.811			LAP 2 @ 18:03:08.265			LAP 3 @ 18:04:27.163			LAP 4 @ 18:05:45.726			LAP 5 @ 18:07:04.804		
NO	BEHIND	LAP TIME	NO	BEHIND	LAP TIME	NO	BEHIND	LAP TIME	NO	BEHIND	LAP TIME	NO	BEHIND	LAP TIME
28		1:24.812	28		1:18.454	28		1:18.898	28		1:18.563	28		1:19.078
96	0.715	1:25.527	96	1.330	1:19.069	96	1.806	1:19.374	96	2.472	1:19.229	96	3.016	1:19.622
8	1.985	1:26.797	8	2.903	1:19.372	8	3.568	1:19.563	8	4.453	1:19.448	8	4.707	1:19.332
83	2.550	1:27.362	83	3.684	1:19.588	83	4.178	1:19.392	83	5.243	1:19.628	2	6.168	1:19.495
61	2.958	1:27.770	2	4.224	1:19.520	2	4.548	1:19.222	2	5.751	1:19.766	33	6.509	1:19.611
2	3.158	1:27.970	33	4.688	1:19.656	33	4.820	1:19.030	33	5.976	1:19.719	83	8.027	1:21.862
33	3.486	1:28.298	61	5.291	1:20.787	61	5.968	1:19.575	22	7.481	1:19.435	22	8.336	1:19.933
22	5.526	1:30.338	22	6.295	1:19.223	22	6.609	1:19.212	61	8.198	1:20.793	61	9.574	1:20.454
88	6.116	1:30.928	23	8.794	1:21.077	23	10.004	1:20.108	23	11.757	1:20.316	23	12.656	1:19.977
23	6.171	1:30.983	88	9.042	1:21.380	88	10.826	1:20.682	88	12.739	1:20.476	88	13.488	1:19.827
9	7.054	1:31.866	9	11.458	1:22.858	9	15.727	1:23.167	9	21.186	1:24.022	9	25.291	1:23.183
1	7.328	1:32.140	1	12.011	1:23.137	1	16.026	1:22.913	1	21.524	1:24.061	1	25.710	1:23.264
63	8.236	1:33.048	63	14.042	1:24.260	63	18.944	1:23.800	63	23.885	1:23.504	63	28.234	1:23.427
5	9.929	1:34.741	5	15.018	1:23.543	5	19.551	1:23.431	5	24.264	1:23.276	5	28.646	1:23.460
64	10.301	1:35.113	44	16.383	1:24.175	44	20.856	1:23.371	44	25.195	1:22.902	44	29.035	1:22.918
44	10.662	1:35.474	64	18.213	1:26.366	64	24.998	1:25.683	64	31.790	1:25.355	64	37.795	1:25.083
25	11.647	1:36.459	25	20.168	1:26.975	25	28.106	1:26.836	25	35.859	1:26.316	25	43.953	1:27.172

Weather / Track : Cloudy / Dry

Castle Combe

Circuit Length = 1.8500 miles

Start: 18:00 Flag 18:13 End: 18:15

TCR UK Race Weekend - Castle Combe - 14th/15th July 2018

Teekay Production GTI Championship

RACE 8 - LAP CHART

LAP 6 @ 18:08:23.881			LAP 7 @ 18:09:42.794			LAP 8 @ 18:11:01.910			LAP 9 @ 18:12:21.408			LAP 10 @ 18:13:40.901		
NO	BEHIND	LAP TIME	NO	BEHIND	LAP TIME	NO	BEHIND	LAP TIME	NO	BEHIND	LAP TIME	NO	BEHIND	LAP TIME
28		1:19.077	28		1:18.913	28		1:19.116	28		1:19.498	28		1:19.493
96	2.709	1:18.770	96	3.209	1:19.413	96	3.416	1:19.323	96	3.367	1:19.449	96	3.546	1:19.672
8	5.499	1:19.869	8	6.384	1:19.798	8	6.501	1:19.233	8	5.947	1:18.944	8	5.289	1:18.835
33	6.022	1:18.590	33	6.618	1:19.509	33	6.882	1:19.380	33	6.168	1:18.784	33	5.549	1:18.874
2	6.768	1:19.677	2	7.342	1:19.487	2	7.908	1:19.682	2	7.630	1:19.220	2	7.321	1:19.184
83	8.350	1:19.400	83	9.403	1:19.966	83	10.100	1:19.813	83	10.445	1:19.843	83	11.005	1:20.053
22	8.786	1:19.527	22	9.726	1:19.853	22	10.470	1:19.860	22	10.813	1:19.841	22	11.324	1:20.004
61	11.937	1:21.440	61	13.763	1:20.739	23	15.815	1:20.371	23	16.666	1:20.349	23	17.580	1:20.407
23	13.253	1:19.674	23	14.560	1:20.220	88	17.445	1:21.512	88	17.902	1:19.955	88	18.448	1:20.039
88	13.996	1:19.585	88	15.049	1:19.966	61	17.822	1:23.175	61	18.524	1:20.200	61	20.204	1:21.173
9	29.151	1:22.937	9	33.690	1:23.452	9	37.799	1:23.225	9	41.341	1:23.040	9	45.250	1:23.402
1	29.648	1:23.015	1	34.197	1:23.462	1	38.049	1:22.968	1	41.643	1:23.092	1	45.446	1:23.296
63	32.504	1:23.347	63	37.173	1:23.582	44	42.602	1:24.063	44	46.287	1:23.183	44	49.716	1:22.922
44	33.032	1:23.074	44	37.655	1:23.536	5	43.575	1:24.596	5	47.597	1:23.520	5	52.417	1:24.313
5	33.468	1:23.899	5	38.095	1:23.540	63	43.960	1:25.903	63	51.574	1:27.112	63	58.340	1:26.259
64	43.336	1:24.618	64	48.812	1:24.389	64	54.311	1:24.615	64	59.076	1:24.263	64	1:03.178	1:23.595
25	51.459	1:26.583	25	58.884	1:26.338	25	1:05.747	1:25.979	25	1:13.328	1:27.079	25	1:20.929	1:27.094

Weather / Track : Cloudy / Dry

Results can be found at www.tsl-timing.com

Page 2 of 2

Castle Combe

Circuit Length = 1.8500 miles

Start: 18:00 Flag 18:13 End: 18:15

Printed - 18:17 Saturday, 14 July 2018

TCR UK Race Weekend - Castle Combe - 14th/15th July 2018

Teekay Production GTI Championship

RACE 8 - POSITION CHART

No	Name	Lap												
		Pos	1	2	3	4	5	6	7	8	9	10		
28	COLBOURNE	1	28	28	28	28	28	28	28	28	28	28	28	28
96	WALSH	2	96	96	96	96	96	96	96	96	96	96	96	96
33	MARSH	3	8	8	8	8	8	8	8	8	8	8	8	8
8	MAWDSLEY	4	83	83	83	83	2	33	33	33	33	33	33	33
22	HANCE	5	61	2	2	2	33	2	2	2	2	2	2	2
2	HOWLISON	6	2	33	33	33	83	83	83	83	83	83	83	83
83	BLACKBURN	7	33	61	61	22	22	22	22	22	22	22	22	22
23	ELLISTON	8	22	22	22	61	61	61	61	23	23	23	23	23
61	SAYER	9	88	23	23	23	23	23	23	88	88	88	88	88
88	LLOYD	10	23	88	88	88	88	88	88	61	61	61	61	61
9	HARTLAND	11	9	9	9	9	9	9	9	9	9	9	9	9
1	WEBB	12	1	1	1	1	1	1	1	1	1	1	1	1
63	GIBBS	13	63	63	63	63	63	63	63	44	44	44	44	44
44	MILNE	14	5	5	5	5	5	44	44	5	5	5	5	5
5	WARD	15	64	44	44	44	44	5	5	63	63	63	63	63
64	PARSONS	16	44	64	64	64	64	64	64	64	64	64	64	64
25	CHATTERTON	17	25	25	25	25	25	25	25	25	25	25	25	25

Weather / Track : Cloudy / Dry

Results can be found at www.tsl-timing.com

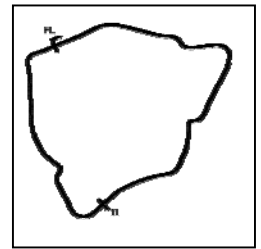
Castle Combe
 Circuit Length = 1.8500 miles
 Start: 18:00 Flag 18:13 End: 18:15

Printed - 18:17 Saturday, 14 July 2018

TCR UK Race Weekend - Castle Combe - 14th/15th July 2018

Teekay Production GTI Championship

RACE 8 - SECTOR ANALYSIS



SECTOR 1 = FL to I1, SECTOR 2 = I1 to FL, DIFF = Difference To Personal Best Lap, P = Crossed Finish Line in Pit Lane, D = Time Disallowed

P1		28 Mk5		James COLBOURNE		VW Golf GTi Mk5	
IDEAL LAP TIME : 1:18.403		BEST LAP TIME : 1:18.454		DIFFERENCE : 0.051			
LAP	SECTOR 1	SECTOR 2	LAP TIME	MPH	DIFF	TIME OF DAY	
1 -		30.947	1:24.812	78.52	6.358	18:01:49.811	
2 -	47.456	30.998	1:18.454 (1)	84.89		18:03:08.265	
3 -	47.736	31.162	1:18.898 (3)	84.41	0.444	18:04:27.163	
4 -	47.587	30.976	1:18.563 (2)	84.77	0.109	18:05:45.726	
5 -	47.903	31.175	1:19.078	84.22	0.624	18:07:04.804	
6 -	47.798	31.279	1:19.077	84.22	0.623	18:08:23.881	
7 -	47.607	31.306	1:18.913	84.39	0.459	18:09:42.794	
8 -	47.868	31.248	1:19.116	84.18	0.662	18:11:01.910	
9 -	48.210	31.288	1:19.498	83.77	1.044	18:12:21.408	
10 -	48.115	31.378	1:19.493	83.78	1.039	18:13:40.901	89.1

P2		96 Mk5		Martyn WALSH		VW Golf GTi Mk5	
IDEAL LAP TIME : 1:18.770		BEST LAP TIME : 1:18.770		DIFFERENCE : 0.000			
LAP	SECTOR 1	SECTOR 2	LAP TIME	MPH	DIFF	TIME OF DAY	
1 -		31.211	1:25.527	77.86	6.757	18:01:50.526	89.9
2 -	47.794	31.275	1:19.069 (2)	84.23	0.299	18:03:09.595	89.9
3 -	47.965	31.409	1:19.374	83.90	0.604	18:04:28.969	88.5
4 -	47.914	31.315	1:19.229 (3)	84.06	0.459	18:05:48.198	86.0
5 -	48.248	31.374	1:19.622	83.64	0.852	18:07:07.820	87.9
6 -	47.696	31.074	1:18.770 (1)	84.55		18:08:26.590	89.0
7 -	47.929	31.484	1:19.413	83.86	0.643	18:09:46.003	88.3
8 -	48.158	31.165	1:19.323	83.96	0.553	18:11:05.326	89.1
9 -	48.109	31.340	1:19.449	83.82	0.679	18:12:24.775	89.0
10 -	48.229	31.443	1:19.672	83.59	0.902	18:13:44.447	88.8

P3		8 Mk5		John MAWDSLEY		VW Golf GTi Mk5	
IDEAL LAP TIME : 1:18.727		BEST LAP TIME : 1:18.835		DIFFERENCE : 0.108			
LAP	SECTOR 1	SECTOR 2	LAP TIME	MPH	DIFF	TIME OF DAY	
1 -		31.650	1:26.797	76.73	7.962	18:01:51.796	90.3
2 -	47.918	31.454	1:19.372	83.90	0.537	18:03:11.168	90.9
3 -	47.978	31.585	1:19.563	83.70	0.728	18:04:30.731	89.2
4 -	48.092	31.356	1:19.448	83.82	0.613	18:05:50.179	90.6
5 -	47.860	31.472	1:19.332	83.95	0.497	18:07:09.511	89.5
6 -	48.498	31.371	1:19.869	83.38	1.034	18:08:29.380	91.1
7 -	48.319	31.479	1:19.798	83.46	0.963	18:09:49.178	90.0
8 -	47.961	31.272	1:19.233 (3)	84.05	0.398	18:11:08.411	90.0
9 -	47.596	31.348	1:18.944 (2)	84.36	0.109	18:12:27.355	89.7
10 -	47.704	31.131	1:18.835 (1)	84.48		18:13:46.190	90.6

P4		33 Mk5		Richard MARSH		VW Golf GTi Mk5	
IDEAL LAP TIME : 1:18.590		BEST LAP TIME : 1:18.590		DIFFERENCE : 0.000			
LAP	SECTOR 1	SECTOR 2	LAP TIME	MPH	DIFF	TIME OF DAY	
1 -		31.687	1:28.298	75.42	9.708	18:01:53.297	
2 -	48.355	31.301	1:19.656	83.60	1.066	18:03:12.953	
3 -	47.705	31.325	1:19.030	84.27	0.440	18:04:31.983	
4 -	48.143	31.576	1:19.719	83.54	1.129	18:05:51.702	
5 -	47.976	31.635	1:19.611	83.65	1.021	18:07:11.313	
6 -	47.564	31.026	1:18.590 (1)	84.74		18:08:29.903	
7 -	48.210	31.299	1:19.509	83.76	0.919	18:09:49.412	
8 -	48.282	31.098	1:19.380	83.90	0.790	18:11:08.792	
9 -	47.637	31.147	1:18.784 (2)	84.53	0.194	18:12:27.576	
10 -	47.768	31.106	1:18.874 (3)	84.43	0.284	18:13:46.450	

P5		2 Mk5		James HOWLISON		VW Golf GTi Mk5	
IDEAL LAP TIME : 1:18.953		BEST LAP TIME : 1:19.184		DIFFERENCE : 0.231			
LAP	SECTOR 1	SECTOR 2	LAP TIME	MPH	DIFF	TIME OF DAY	

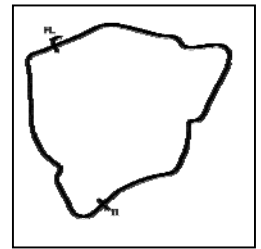
Weather / Track : Cloudy / Dry

Castle Combe
Circuit Length = 1.8500 miles
Start: 18:00 Flag 18:13 End: 18:15

TCR UK Race Weekend - Castle Combe - 14th/15th July 2018

Teekay Production GTI Championship

RACE 8 - SECTOR ANALYSIS



SECTOR 1 = FL to I1, SECTOR 2 = I1 to FL, DIFF = Difference To Personal Best Lap, P = Crossed Finish Line in Pit Lane, D = Time Disallowed

Lap	Time	Sector 1	Sector 2	Lap Time	MPH	Diff	Time of Day
1 -		31.794	91.0	1:27.970	75.70	8.786	18:01:52.969
2 -	48.099	31.421	90.9	1:19.520	83.75	0.336	18:03:12.489
3 -	47.603	31.619	89.2	1:19.222 (3)	84.06	0.038	18:04:31.711
4 -	48.049	31.717	90.1	1:19.766	83.49	0.582	18:05:51.477
5 -	47.843	31.652	91.3	1:19.495	83.77	0.311	18:07:10.972
6 -	48.182	31.495	91.3	1:19.677	83.58	0.493	18:08:30.649
7 -	47.945	31.542	91.1	1:19.487	83.78	0.303	18:09:50.136
8 -	48.091	31.591	90.9	1:19.682	83.58	0.498	18:11:09.818
9 -	47.813	31.407	91.3	1:19.220 (2)	84.07	0.036	18:12:29.038
10 -	47.834	31.350	90.5	1:19.184 (1)	84.10		18:13:48.222

P6 83 Mk5 Paul BLACKBURN			VW Golf GTi Mk5				
IDEAL LAP TIME : 1:18.894		BEST LAP TIME : 1:19.392		DIFFERENCE : 0.498			
LAP	SECTOR 1	SECTOR 2	LAP TIME	MPH	DIFF	TIME OF DAY	
1 -		31.808	88.0	1:27.362	76.23	7.970	18:01:52.361
2 -	48.376	31.212	90.8	1:19.588 (3)	83.68	0.196	18:03:11.949
3 -	47.682	31.710	87.3	1:19.392 (1)	83.88		18:04:31.341
4 -	48.017	31.611	89.9	1:19.628	83.63	0.236	18:05:50.969
5 -	47.949	33.913	88.5	1:21.862	81.35	2.470	18:07:12.831
6 -	48.036	31.364	90.4	1:19.400 (2)	83.87	0.008	18:08:32.231
7 -	48.382	31.584	88.5	1:19.966	83.28	0.574	18:09:52.197
8 -	48.374	31.439	88.1	1:19.813	83.44	0.421	18:11:12.010
9 -	48.111	31.732	89.8	1:19.843	83.41	0.451	18:12:31.853
10 -	48.196	31.857	87.8	1:20.053	83.19	0.661	18:13:51.906

P7 22 Mk5 Adam HANCE			VW Golf GTi Mk5				
IDEAL LAP TIME : 1:19.105		BEST LAP TIME : 1:19.212		DIFFERENCE : 0.107			
LAP	SECTOR 1	SECTOR 2	LAP TIME	MPH	DIFF	TIME OF DAY	
1 -		32.904		1:30.338	73.72	11.126	18:01:55.337
2 -	47.966	31.257		1:19.223 (2)	84.06	0.011	18:03:14.560
3 -	47.848	31.364		1:19.212 (1)	84.07		18:04:33.772
4 -	47.957	31.478		1:19.435 (3)	83.84	0.223	18:05:53.207
5 -	48.333	31.600		1:19.933	83.32	0.721	18:07:13.140
6 -	48.167	31.360		1:19.527	83.74	0.315	18:08:32.667
7 -	48.270	31.583		1:19.853	83.40	0.641	18:09:52.520
8 -	48.460	31.400		1:19.860	83.39	0.648	18:11:12.380
9 -	48.027	31.814		1:19.841	83.41	0.629	18:12:32.221
10 -	48.441	31.563		1:20.004	83.24	0.792	18:13:52.225

P8 23 Mk5 Peter ELLISTON			VW Golf GTi Mk5				
IDEAL LAP TIME : 1:19.674		BEST LAP TIME : 1:19.674		DIFFERENCE : 0.000			
LAP	SECTOR 1	SECTOR 2	LAP TIME	MPH	DIFF	TIME OF DAY	
1 -		33.055	85.3	1:30.983	73.20	11.309	18:01:55.982
2 -	48.762	32.315	85.2	1:21.077	82.14	1.403	18:03:17.059
3 -	48.296	31.812	89.4	1:20.108 (3)	83.13	0.434	18:04:37.167
4 -	48.333	31.983	87.3	1:20.316	82.92	0.642	18:05:57.483
5 -	48.095	31.882	89.5	1:19.977 (2)	83.27	0.303	18:07:17.460
6 -	47.881	31.793	87.6	1:19.674 (1)	83.59		18:08:37.134
7 -	48.260	31.960	89.7	1:20.220	83.02	0.546	18:09:57.354
8 -	48.496	31.875	88.7	1:20.371	82.86	0.697	18:11:17.725
9 -	48.361	31.988	88.4	1:20.349	82.88	0.675	18:12:38.074
10 -	48.136	32.271	87.1	1:20.407	82.82	0.733	18:13:58.481

P9 88 Mk5 Kevin LLOYD			VW Golf GTi Mk5				
IDEAL LAP TIME : 1:19.328		BEST LAP TIME : 1:19.585		DIFFERENCE : 0.257			
LAP	SECTOR 1	SECTOR 2	LAP TIME	MPH	DIFF	TIME OF DAY	
1 -		33.770		1:30.928	73.24	11.343	18:01:55.927
2 -	48.945	32.435		1:21.380	81.83	1.795	18:03:17.307
3 -	48.927	31.755		1:20.682	82.54	1.097	18:04:37.989
4 -	48.521	31.955		1:20.476	82.75	0.891	18:05:58.465

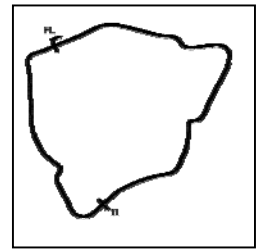
Weather / Track : Cloudy / Dry

Castle Combe
Circuit Length = 1.8500 miles
Start: 18:00 Flag 18:13 End: 18:15

TCR UK Race Weekend - Castle Combe - 14th/15th July 2018

Teekay Production GTI Championship

RACE 8 - SECTOR ANALYSIS



SECTOR 1 = FL to I1, SECTOR 2 = I1 to FL, DIFF = Difference To Personal Best Lap, P = Crossed Finish Line in Pit Lane, D = Time Disallowed

5 -	48.367	31.460	1:19.827 (2)	83.43	0.242	18:07:18.292
6 -	47.949	31.636	1:19.585 (1)	83.68		18:08:37.877
7 -	48.222	31.744	1:19.966	83.28	0.381	18:09:57.843
8 -	49.121	32.391	1:21.512	81.70	1.927	18:11:19.355
9 -	48.576	31.379	1:19.955 (3)	83.29	0.370	18:12:39.310
10 -	48.063	31.976	1:20.039	83.20	0.454	18:13:59.349

P10	61 Mk5	Ryan SAYER	VW Golf GTi Mk5
IDEAL LAP TIME : 1:19.479		BEST LAP TIME : 1:19.575	DIFFERENCE : 0.096

LAP	SECTOR 1	SECTOR 2	LAP TIME	MPH	DIFF	TIME OF DAY
1 -		31.899 86.3	1:27.770	75.87	8.195	18:01:52.769
2 -	49.355	31.432	1:20.787	82.43	1.212	18:03:13.556
3 -	48.047	31.528 88.3	1:19.575 (1)	83.69		18:04:33.131
4 -	48.445	32.348 89.4	1:20.793	82.43	1.218	18:05:53.924
5 -	48.614	31.840 88.0	1:20.454 (3)	82.78	0.879	18:07:14.378
6 -	48.712	32.728 86.7	1:21.440	81.77	1.865	18:08:35.818
7 -	49.009	31.730	1:20.739	82.48	1.164	18:09:56.557
8 -	50.175	33.000 88.1	1:23.175	80.07	3.600	18:11:19.732
9 -	48.541	31.659 85.9	1:20.200 (2)	83.04	0.625	18:12:39.932
10 -	49.187	31.986	1:21.173	82.04	1.598	18:14:01.105

P11	9 A	Tim HARTLAND	VW Golf GTi Mk2
IDEAL LAP TIME : 1:22.711		BEST LAP TIME : 1:22.858	DIFFERENCE : 0.147

LAP	SECTOR 1	SECTOR 2	LAP TIME	MPH	DIFF	TIME OF DAY
1 -		32.925 84.3	1:31.866	72.49	9.008	18:01:56.865
2 -	50.184	32.674 85.5	1:22.858 (1)	80.37		18:03:19.723
3 -	50.364	32.803 84.3	1:23.167	80.08	0.309	18:04:42.890
4 -	51.146	32.876 84.7	1:24.022	79.26	1.164	18:06:06.912
5 -	50.545	32.638 86.1	1:23.183	80.06	0.325	18:07:30.095
6 -	50.073	32.864 85.3	1:22.937 (2)	80.30	0.079	18:08:53.032
7 -	50.448	33.004 85.3	1:23.452	79.80	0.594	18:10:16.484
8 -	50.586	32.639 85.8	1:23.225	80.02	0.367	18:11:39.709
9 -	50.263	32.777 85.0	1:23.040 (3)	80.20	0.182	18:13:02.749
10 -	50.481	32.921	1:23.402	79.85	0.544	18:14:26.151

P12	1 A	Chris WEBB	VW Golf GTi Mk2
IDEAL LAP TIME : 1:22.638		BEST LAP TIME : 1:22.913	DIFFERENCE : 0.275

LAP	SECTOR 1	SECTOR 2	LAP TIME	MPH	DIFF	TIME OF DAY
1 -		32.785	1:32.140	72.28	9.227	18:01:57.139
2 -	50.802	32.335 87.0	1:23.137	80.10	0.224	18:03:20.276
3 -	50.315	32.598 85.1	1:22.913 (1)	80.32		18:04:43.189
4 -	51.160	32.901 86.4	1:24.061	79.22	1.148	18:06:07.250
5 -	50.749	32.515 86.9	1:23.264	79.98	0.351	18:07:30.514
6 -	50.404	32.611 85.2	1:23.015 (3)	80.22	0.102	18:08:53.529
7 -	50.882	32.580 85.9	1:23.462	79.79	0.549	18:10:16.991
8 -	50.454	32.514 85.9	1:22.968 (2)	80.27	0.055	18:11:39.959
9 -	50.303	32.789	1:23.092	80.15	0.179	18:13:03.051
10 -	50.569	32.727	1:23.296	79.95	0.383	18:14:26.347

P13	44 A	Pete MILNE	VW Golf GTi MK2
IDEAL LAP TIME : 1:22.567		BEST LAP TIME : 1:22.902	DIFFERENCE : 0.335

LAP	SECTOR 1	SECTOR 2	LAP TIME	MPH	DIFF	TIME OF DAY
1 -		33.745 84.4	1:35.474	69.75	12.572	18:02:00.473
2 -	51.058	33.117 84.2	1:24.175	79.12	1.273	18:03:24.648
3 -	50.522	32.849 84.2	1:23.371	79.88	0.469	18:04:48.019
4 -	50.114	32.788 84.7	1:22.902 (1)	80.33		18:06:10.921
5 -	50.253	32.665 85.0	1:22.918 (2)	80.32	0.016	18:07:33.839
6 -	50.345	32.729 83.8	1:23.074	80.16	0.172	18:08:56.913
7 -	50.727	32.809 85.8	1:23.536	79.72	0.634	18:10:20.449
8 -	51.610	32.453 85.3	1:24.063	79.22	1.161	18:11:44.512

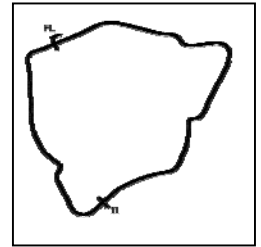
Weather / Track : Cloudy / Dry

Castle Combe
Circuit Length = 1.8500 miles
Start: 18:00 Flag 18:13 End: 18:15

TCR UK Race Weekend - Castle Combe - 14th/15th July 2018

Teekay Production GTI Championship

RACE 8 - SECTOR ANALYSIS



SECTOR 1 = FL to I1, SECTOR 2 = I1 to FL, DIFF = Difference To Personal Best Lap, P = Crossed Finish Line in Pit Lane, D = Time Disallowed

9 -	50.608	32.575	85.4	1:23.183	80.06	0.281	18:13:07.695
10 -	50.447	32.475	85.0	1:22.922 (3)	80.31	0.020	18:14:30.617

P14		5 A		Adrian WARD		VW Golf GTi Mk2	
IDEAL LAP TIME : 1:22.822		BEST LAP TIME : 1:23.276		DIFFERENCE : 0.454			
LAP	SECTOR 1	SECTOR 2		LAP TIME	MPH	DIFF	TIME OF DAY
1 -		33.324	82.9	1:34.741	70.29	11.465	18:01:59.740
2 -	51.017	32.526	83.5	1:23.543	79.71	0.267	18:03:23.283
3 -	50.419	33.012	83.4	1:23.431 (2)	79.82	0.155	18:04:46.714
4 -	50.719	32.557	83.0	1:23.276 (1)	79.97		18:06:09.990
5 -	50.660	32.800	83.2	1:23.460 (3)	79.79	0.184	18:07:33.450
6 -	51.038	32.861	82.1	1:23.899	79.38	0.623	18:08:57.349
7 -	51.137	32.403	82.0	1:23.540	79.72	0.264	18:10:20.889
8 -	52.119	32.477	81.1	1:24.596	78.72	1.320	18:11:45.485
9 -	51.086	32.434	82.0	1:23.520	79.74	0.244	18:13:09.005
10 -	51.524	32.789	81.7	1:24.313	78.99	1.037	18:14:33.318

P15		63 A		Dan GIBBS		VW Golf GTi Mk2	
IDEAL LAP TIME : 1:23.170		BEST LAP TIME : 1:23.347		DIFFERENCE : 0.177			
LAP	SECTOR 1	SECTOR 2		LAP TIME	MPH	DIFF	TIME OF DAY
1 -		33.101	82.7	1:33.048	71.57	9.701	18:01:58.047
2 -	51.234	33.026		1:24.260	79.04	0.913	18:03:22.307
3 -	51.018	32.782	83.1	1:23.800	79.47	0.453	18:04:46.107
4 -	50.820	32.684		1:23.504 (3)	79.75	0.157	18:06:09.611
5 -	50.659	32.768	83.4	1:23.427 (2)	79.83	0.080	18:07:33.038
6 -	50.594	32.753	83.2	1:23.347 (1)	79.90		18:08:56.385
7 -	50.868	32.714	83.5	1:23.582	79.68	0.235	18:10:19.967
8 -	53.327	32.576		1:25.903	77.52	2.556	18:11:45.870
9 -	53.264	33.848	83.1	1:27.112	76.45	3.765	18:13:12.982
10 -	52.421	33.838	82.7	1:26.259	77.20	2.912	18:14:39.241

P16		64 A		Timothy PARSONS		VW Golf GTi Mk2	
IDEAL LAP TIME : 1:23.595		BEST LAP TIME : 1:23.595		DIFFERENCE : 0.000			
LAP	SECTOR 1	SECTOR 2		LAP TIME	MPH	DIFF	TIME OF DAY
1 -		34.034	83.1	1:35.113	70.02	11.518	18:02:00.112
2 -	51.414	34.952	81.9	1:26.366	77.11	2.771	18:03:26.478
3 -	51.913	33.770	82.6	1:25.683	77.72	2.088	18:04:52.161
4 -	51.734	33.621	80.0	1:25.355	78.02	1.760	18:06:17.516
5 -	51.404	33.679	83.5	1:25.083	78.27	1.488	18:07:42.599
6 -	51.334	33.284	83.0	1:24.618	78.70	1.023	18:09:07.217
7 -	51.182	33.207	81.9	1:24.389 (3)	78.92	0.794	18:10:31.606
8 -	51.442	33.173	80.9	1:24.615	78.70	1.020	18:11:56.221
9 -	51.132	33.131	82.6	1:24.263 (2)	79.03	0.668	18:13:20.484
10 -	50.862	32.733	82.7	1:23.595 (1)	79.67		18:14:44.079

P17		25 A		Wesley CHATTERTON		VW Golf GTi MK2	
IDEAL LAP TIME : 1:25.415		BEST LAP TIME : 1:25.979		DIFFERENCE : 0.564			
LAP	SECTOR 1	SECTOR 2		LAP TIME	MPH	DIFF	TIME OF DAY
1 -		33.763		1:36.459	69.04	10.480	18:02:01.458
2 -	52.380	34.595		1:26.975	76.57	0.996	18:03:28.433
3 -	52.350	34.486		1:26.836	76.69	0.857	18:04:55.269
4 -	52.045	34.271		1:26.316 (2)	77.15	0.337	18:06:21.585
5 -	53.123	34.049		1:27.172	76.40	1.193	18:07:48.757
6 -	52.638	33.945		1:26.583	76.92	0.604	18:09:15.340
7 -	52.330	34.008		1:26.338 (3)	77.13	0.359	18:10:41.678
8 -	52.609	33.370		1:25.979 (1)	77.46		18:12:07.657
9 -	52.292	34.787		1:27.079	76.48	1.100	18:13:34.736
10 -	52.590	34.504		1:27.094	76.46	1.115	18:15:01.830

Weather / Track : Cloudy / Dry

Castle Combe
Circuit Length = 1.8500 miles
Start: 18:00 Flag 18:13 End: 18:15

TCR UK Race Weekend - Castle Combe - 14th/15th July 2018

Teekay Production GTI Championship

RACE 8 - BEST SECTORS

SECTOR 1			SECTOR 2			IDEAL / BEST COMPARISON						
POS	NO	NAME	TIME	NO	NAME	TIME	POS	NO	NAME	IDEAL	BEST	DIFF
									PERFECT LAP	1:18.403		
1	28	COLBOURNE	47.456	28	COLBOURNE	30.947	1	28	COLBOURNE	1:18.403	1:18.454	0.051
2	33	MARSH	47.564	33	MARSH	31.026	2	33	MARSH	1:18.590	1:18.590	0.000
3	8	MAWDSLEY	47.596	96	WALSH	31.074	3	8	MAWDSLEY	1:18.727	1:18.835	0.108
4	2	HOWLISON	47.603	8	MAWDSLEY	31.131	4	96	WALSH	1:18.770	1:18.770	0.000
5	83	BLACKBURN	47.682	83	BLACKBURN	31.212	5	83	BLACKBURN	1:18.894	1:19.392	0.498
6	96	WALSH	47.696	22	HANCE	31.257	6	2	HOWLISON	1:18.953	1:19.184	0.231
7	22	HANCE	47.848	2	HOWLISON	31.350	7	22	HANCE	1:19.105	1:19.212	0.107
8	23	ELLISTON	47.881	88	LLOYD	31.379	8	88	LLOYD	1:19.328	1:19.585	0.257
9	88	LLOYD	47.949	61	SAYER	31.432	9	61	SAYER	1:19.479	1:19.575	0.096
10	61	SAYER	48.047	23	ELLISTON	31.793	10	23	ELLISTON	1:19.674	1:19.674	0.000
11	9	HARTLAND	50.073	1	WEBB	32.335	11	44	MILNE	1:22.567	1:22.902	0.335
12	44	MILNE	50.114	5	WARD	32.403	12	1	WEBB	1:22.638	1:22.913	0.275
13	1	WEBB	50.303	44	MILNE	32.453	13	9	HARTLAND	1:22.711	1:22.858	0.147
14	5	WARD	50.419	63	GIBBS	32.576	14	5	WARD	1:22.822	1:23.276	0.454
15	63	GIBBS	50.594	9	HARTLAND	32.638	15	63	GIBBS	1:23.170	1:23.347	0.177
16	64	PARSONS	50.862	64	PARSONS	32.733	16	64	PARSONS	1:23.595	1:23.595	0.000
17	25	CHATTERTON	52.045	25	CHATTERTON	33.370	17	25	CHATTERTON	1:25.415	1:25.979	0.564

Weather / Track : Cloudy / Dry

Results can be found at www.tsl-timing.com

Castle Combe

Circuit Length = 1.8500 miles

Start: 18:00 Flag 18:13 End: 18:15

Printed - 18:16 Saturday, 14 July 2018

TCR UK Race Weekend - Castle Combe - 14th/15th July 2018

Teekay Production GTI Championship

RACE 8 - BEST SPEEDS

POS	INTERMEDIATE 1			INTERMEDIATE 2			FINISH LINE		
	NO	NAME	MPH	NO	NAME	MPH	NO	NAME	MPH
1							2	HOWLISON	91.3
2							8	MAWDSLEY	91.1
3							83	BLACKBURN	90.8
4							96	WALSH	89.9
5							23	ELLISTON	89.7
6							61	SAYER	89.4
7							28	COLBOURNE	89.1
8							1	WEBB	87.0
9							9	HARTLAND	86.1
10							44	MILNE	85.8
11							5	WARD	83.5
12							63	GIBBS	83.5
13							64	PARSONS	83.5
14									
15									
16									
17									

Weather / Track : Cloudy / Dry

Results can be found at www.tsl-timing.com

Castle Combe
Circuit Length = 1.8500 miles
Start: 18:00 Flag 18:13 End: 18:15

Printed - 18:16 Saturday, 14 July 2018