



Teekay Couplings Production GTi Mk2 Championship

Oulton Park Island Circuit

9th April 2016



Results Provided by Timing Solutions Ltd
www.tsl-timing.com

BRSCC Season Opener - Oulton Park Island - 9th April 2016

Teekay Couplings Production GTi MK2 Championship

QUALIFYING - RACE 4 - CLASSIFICATION

POS	NO	CL	PIC NAME	ENTRY	TIME	ON	LAPS	GAP	DIFF	MPH
1	22	A	1 Adam HANCE	VW Golf GTi Mk2	1:45.673	8	8			75.83
2	57	A	2 Chris WEBB	VW Golf GTi Mk2	1:45.789	4	7	0.116	0.116	75.75
3	10	A	3 Alistair MILES	VW Golf GTi Mk2	1:45.906	7	8	0.233	0.117	75.66
4	66	A	4 Christopher SANDERS	VW Golf GTi Mk2	1:45.951	6	8	0.278	0.045	75.63
5	44	A	5 Peter MILNE	VW Golf GTi Mk2	1:46.158	5	8	0.485	0.207	75.48
6	9	A	6 Tim HARTLAND	VW Golf GTi Mk2	1:46.241	1	7	0.568	0.083	75.42
7	45	A	7 David PARRIS	VW Golf GTi Mk2	1:46.803	4	7	1.130	0.562	75.03
8	42	A	8 Ian GREEN	VW Golf GTi Mk2	1:47.586	6	7	1.913	0.783	74.48
9	34	A	9 Alistair LINDSAY	VW Golf GTi Mk2	1:47.650	3	7	1.977	0.064	74.44
10	27	A	10 Paul FOREMAN	VW Golf GTi Mk2	1:47.713	4	7	2.040	0.063	74.39
11	63	A	11 Dan GIBBS	VW Golf GTi Mk2	1:47.870	7	8	2.197	0.157	74.28
12	83	A	12 Paul BLACKBURN	VW Golf GTi Mk2	1:47.942	7	8	2.269	0.072	74.23
13	50	B	1 Paul COWLAND	VW Golf GTi	1:49.494	4	7	3.821	1.552	73.18
14	35	A	13 Chris BAGULEY	VW Golf GTi Mk2	1:49.988	2	6	4.315	0.494	72.85
15	25	B	2 Wesley CHATTERTON	VW Golf GTi Mk2	1:50.162	2	6	4.489	0.174	72.74
16	40*	A	14 Simon TOMLINSON	VW Golf GTi Mk2	1:50.203	6	7	4.530	0.041	72.71
17	68	B	3 David ALDRIDGE	VW Golf GTi Mk2	1:50.320	4	7	4.647	0.117	72.63
18	17	B	4 Matthew PETTS	VW Golf GTi Mk2	1:50.511	4	7	4.838	0.191	72.51
19	77	A	15 Simon FARNSWORTH	VW Golf GTi Mk2	1:50.909	6	7	5.236	0.398	72.25

Car 40 - STILL no working transponder - fix before racing - Regulation Q 12.2.1 applies
Times disallowed for track limits - Cars 27, 45 (2)

Weather / Track : Bright / Dry

These results are provisional until the conclusion of any judicial and technical matters.

Oulton Park Island

Circuit Length = 2.2260 miles

Start: 11:53 Flag 12:08 End: 12:10

Clerk Of Course :		Timekeeper :	
-------------------	--	--------------	--

BRSCC Season Opener - Oulton Park Island - 9th April 2016

Teekay Couplings Production GTi MK2 Championship

QUALIFYING - RACE 4 - LAP ANALYSIS

DIFF = Difference To Personal Best Lap

P1 22 Adam HANCE				
LAP	LAP TIME	DIFF	MPH	TIME OF DAY
1 -	1:46.331	0.658	75.36	11:57:50.929
2 -	1:46.796	1.123	75.03	11:59:37.725
3 -	1:46.559	0.886	75.20	12:01:24.284
4 -	2:01.772	16.099	65.80	12:03:26.056
5 -	1:46.478	0.805	75.26	12:05:12.534
6 -	1:45.674 (2)	0.001	75.83	12:06:58.208
7 -	1:45.951 (3)	0.278	75.63	12:08:44.159
8 -	1:45.673 (1)		75.83	12:10:29.832

P2 57 Chris WEBB				
LAP	LAP TIME	DIFF	MPH	TIME OF DAY
1 -	1:46.079	0.290	75.54	11:58:22.146
2 -	2:01.637	15.848	65.88	12:00:23.783
3 -	1:46.183	0.394	75.46	12:02:09.966
4 -	1:45.789 (1)		75.75	12:03:55.755
5 -	1:45.986	0.197	75.60	12:05:41.741
6 -	1:45.852 (2)	0.063	75.70	12:07:27.593
7 -	1:45.957 (3)	0.168	75.63	12:09:13.550

P3 10 Alistair MILES				
LAP	LAP TIME	DIFF	MPH	TIME OF DAY
1 -	1:46.571	0.665	75.19	11:57:21.554
2 -	1:46.757	0.851	75.06	11:59:08.311
3 -	1:46.048 (3)	0.142	75.56	12:00:54.359
4 -	1:46.026 (2)	0.120	75.58	12:02:40.385
5 -	1:46.288	0.382	75.39	12:04:26.673
6 -	1:46.305	0.399	75.38	12:06:12.978
7 -	1:45.906 (1)		75.66	12:07:58.884
8 -	1:46.287	0.381	75.39	12:09:45.171

P4 66 Christopher SANDERS				
LAP	LAP TIME	DIFF	MPH	TIME OF DAY
1 -	1:46.294	0.343	75.39	11:57:20.078
2 -	1:46.417	0.466	75.30	11:59:06.495
3 -	1:45.953 (2)	0.002	75.63	12:00:52.448
4 -	1:46.081 (3)	0.130	75.54	12:02:38.529
5 -	1:46.154	0.203	75.49	12:04:24.683
6 -	1:45.951 (1)		75.63	12:06:10.634
7 -	1:46.120	0.169	75.51	12:07:56.754
8 -	1:46.122	0.171	75.51	12:09:42.876

P5 44 Peter MILNE				
LAP	LAP TIME	DIFF	MPH	TIME OF DAY
1 -	1:46.561 (3)	0.403	75.20	11:57:46.027
2 -	1:47.271	1.113	74.70	11:59:33.298
3 -	1:46.632	0.474	75.15	12:01:19.930
4 -	1:46.434 (2)	0.276	75.29	12:03:06.364
5 -	1:46.158 (1)		75.48	12:04:52.522
6 -	1:46.618	0.460	75.16	12:06:39.140
7 -	1:46.675	0.517	75.12	12:08:25.815
8 -	1:46.817	0.659	75.02	12:10:12.632

P6 9 Tim HARTLAND				
LAP	LAP TIME	DIFF	MPH	TIME OF DAY
1 -	1:46.241 (1)		75.42	11:57:47.697
2 -	1:46.549	0.308	75.21	11:59:34.246
3 -	1:46.269 (2)	0.028	75.40	12:01:20.515

DIFF = Difference To Personal Best Lap

4 -	1:48.219	1.978	74.04	12:03:08.734
5 -	1:47.022	0.781	74.87	12:04:55.756
6 -	1:46.286 (3)	0.045	75.39	12:06:42.042
7 -	2:02.181 P	15.940	65.58	12:08:44.223

P7 45 David PARRIS				
LAP	LAP TIME	DIFF	MPH	TIME OF DAY
1 -	1:46.912 (2)	0.109	74.95	11:57:26.034
2 -	1:46.839 D	0.036	75.00	11:59:12.873
3 -	1:47.764	0.961	74.36	12:01:00.637
4 -	1:46.803 (1)		75.03	12:02:47.440
5 -	1:47.606 D	0.803	74.47	12:04:35.046
6 -	1:47.748	0.945	74.37	12:06:22.794
7 -	1:47.196 (3)	0.393	74.75	12:08:09.990

P8 42 Ian GREEN				
LAP	LAP TIME	DIFF	MPH	TIME OF DAY
1 -	1:55.614	8.028	69.31	11:58:24.433
2 -	1:52.397	4.811	71.29	12:00:16.830
3 -	1:48.833	1.247	73.63	12:02:05.663
4 -	1:48.214 (3)	0.628	74.05	12:03:53.877
5 -	1:50.098	2.512	72.78	12:05:43.975
6 -	1:47.586 (1)		74.48	12:07:31.561
7 -	1:47.785 (2)	0.199	74.34	12:09:19.346

P9 34 Alistair LINDSAY				
LAP	LAP TIME	DIFF	MPH	TIME OF DAY
1 -	1:50.069	2.419	72.80	11:58:17.445
2 -	1:48.005 (2)	0.355	74.19	12:00:05.450
3 -	1:47.650 (1)		74.44	12:01:53.100
4 -	1:49.652	2.002	73.08	12:03:42.752
5 -	1:49.173	1.523	73.40	12:05:31.925
6 -	1:50.984	3.334	72.20	12:07:22.909
7 -	1:48.375 (3)	0.725	73.94	12:09:11.284

P10 27 Paul FOREMAN				
LAP	LAP TIME	DIFF	MPH	TIME OF DAY
1 -	1:48.264	0.551	74.01	11:58:12.955
2 -	1:47.986	0.273	74.20	12:00:00.941
3 -	1:47.938 D	0.225	74.24	12:01:48.879
4 -	1:47.713 (1)		74.39	12:03:36.592
5 -	1:48.837	1.124	73.62	12:05:25.429
6 -	1:47.922 (2)	0.209	74.25	12:07:13.351
7 -	1:47.978 (3)	0.265	74.21	12:09:01.329

P11 63 Dan GIBBS				
LAP	LAP TIME	DIFF	MPH	TIME OF DAY
1 -	1:57.365	9.495	68.27	11:57:43.272
2 -	1:51.332	3.462	71.97	11:59:34.604
3 -	1:48.415	0.545	73.91	12:01:23.019
4 -	1:48.284 (3)	0.414	74.00	12:03:11.303
5 -	1:48.970	1.100	73.53	12:05:00.273
6 -	1:48.883	1.013	73.59	12:06:49.156
7 -	1:47.870 (1)		74.28	12:08:37.026
8 -	1:48.139 (2)	0.269	74.10	12:10:25.165

P12 83 Paul BLACKBURN				
LAP	LAP TIME	DIFF	MPH	TIME OF DAY
1 -	1:52.333	4.391	71.33	11:57:42.925

Weather / Track : Bright / Dry

Oulton Park Island
 Circuit Length = 2.2260 miles
 Start: 11:53 Flag 12:08 End: 12:10

BRSCC Season Opener - Oulton Park Island - 9th April 2016

Teekay Couplings Production GTi MK2 Championship

QUALIFYING - RACE 4 - LAP ANALYSIS

DIFF = Difference To Personal Best Lap

2 -	1:50.693	2.751	72.39	11:59:33.618
3 -	1:50.354	2.412	72.61	12:01:23.972
4 -	1:49.593	1.651	73.12	12:03:13.565
5 -	1:49.133	1.191	73.42	12:05:02.698
6 -	1:48.229 (3)	0.287	74.04	12:06:50.927
7 -	1:47.942 (1)		74.23	12:08:38.869
8 -	1:47.947 (2)	0.005	74.23	12:10:26.816

DIFF = Difference To Personal Best Lap

2 -	1:51.096 (3)	0.585	72.13	11:59:52.786
3 -	1:51.634	1.123	71.78	12:01:44.420
4 -	1:50.511 (1)		72.51	12:03:34.931
5 -	1:52.897	2.386	70.98	12:05:27.828
6 -	1:51.427	0.916	71.91	12:07:19.255
7 -	1:50.674 (2)	0.163	72.40	12:09:09.929

P13 50 Paul COWLAND

LAP	LAP TIME	DIFF	MPH	TIME OF DAY
1 -	1:50.193	0.699	72.72	11:57:57.557
2 -	1:49.974	0.480	72.86	11:59:47.531
3 -	1:49.801 (2)	0.307	72.98	12:01:37.332
4 -	1:49.494 (1)		73.18	12:03:26.826
5 -	1:49.876 (3)	0.382	72.93	12:05:16.702
6 -	1:50.122	0.628	72.77	12:07:06.824
7 -	1:50.364	0.870	72.61	12:08:57.188

P19 77 Simon FARNSWORTH

LAP	LAP TIME	DIFF	MPH	TIME OF DAY
1 -	1:54.265	3.356	70.13	11:57:45.511
2 -	1:51.396 (2)	0.487	71.93	11:59:36.907
3 -	1:51.907 (3)	0.998	71.60	12:01:28.814
4 -	1:53.632	2.723	70.52	12:03:22.446
5 -	1:52.149	1.240	71.45	12:05:14.595
6 -	1:50.909 (1)		72.25	12:07:05.504
7 -	2:02.306	11.397	65.52	12:09:07.810

P14 35 Chris BAGULEY

LAP	LAP TIME	DIFF	MPH	TIME OF DAY
1 -	1:51.406 (2)	1.418	71.93	11:57:41.421
2 -	1:49.988 (1)		72.85	11:59:31.409
3 -	2:07.607	17.619	62.79	12:01:39.016
4 -	1:53.198 (3)	3.210	70.79	12:03:32.214
5 -	1:56.799	6.811	68.61	12:05:29.013
6 -	1:58.190 P	8.202	67.80	12:07:27.203

P15 25 Wesley CHATTERTON

LAP	LAP TIME	DIFF	MPH	TIME OF DAY
1 -	1:52.554	2.392	71.19	11:57:42.382
2 -	1:50.162 (1)		72.74	11:59:32.544
3 -	1:50.175 (2)	0.013	72.73	12:01:22.719
4 -	1:50.741 (3)	0.579	72.36	12:03:13.460
5 -	1:53.049	2.887	70.88	12:05:06.509
6 -	2:28.676 P	38.514	53.89	12:07:35.185

P16 40 Simon TOMLINSON

LAP	LAP TIME	DIFF	MPH	TIME OF DAY
1 -	1:53.565	3.362	70.56	11:58:35.254
2 -	1:51.369 (3)	1.166	71.95	12:00:26.623
3 -	1:51.709	1.506	71.73	12:02:18.332
4 -	1:52.629	2.426	71.15	12:04:10.961
5 -	1:51.633	1.430	71.78	12:06:02.594
6 -	1:50.203 (1)		72.71	12:07:52.797
7 -	1:51.332 (2)	1.129	71.97	12:09:44.129

P17 68 David ALDRIDGE

LAP	LAP TIME	DIFF	MPH	TIME OF DAY
1 -	1:52.557	2.237	71.19	11:58:10.039
2 -	1:50.782	0.462	72.33	12:00:00.821
3 -	1:50.698 (3)	0.378	72.39	12:01:51.519
4 -	1:50.320 (1)		72.63	12:03:41.839
5 -	1:51.010	0.690	72.18	12:05:32.849
6 -	1:51.123	0.803	72.11	12:07:23.972
7 -	1:50.454 (2)	0.134	72.55	12:09:14.426

P18 17 Matthew PETTS

LAP	LAP TIME	DIFF	MPH	TIME OF DAY
1 -	1:53.411	2.900	70.65	11:58:01.690


Weather / Track : Bright / Dry

Oulton Park Island
Circuit Length = 2.2260 miles
Start: 11:53 Flag 12:08 End: 12:10

BRSCC Season Opener - Oulton Park Island - 9th April 2016

Teekay Couplings Production GTi MK2 Championship

RACE 4 - GRID (20 minutes)

ROW 10	19	77	1:50.909 Simon FARNSWORTH				
ROW 9	17	68	1:50.320 David ALDRIDGE	18	17	1:50.511 Matthew PETTS	
ROW 8		15	25	1:50.162 Wesley CHATTERTON	16	40	1:50.203 Simon TOMLINSON
ROW 7	13	50	1:49.494 Paul COWLAND	14	35	1:49.988 Chris BAGULEY	
ROW 6		11	63	1:47.870 Dan GIBBS	12	83	1:47.942 Paul BLACKBURN
ROW 5	9	34	1:47.650 Alistair LINDSAY	10	27	1:47.713 Paul FOREMAN	
ROW 4		7	45	1:46.803 David PARRIS	8	42	1:47.586 Ian GREEN
ROW 3	5	44	1:46.158 Peter MILNE	6	9	1:46.241 Tim HARTLAND	
ROW 2		3	10	1:45.906 Alistair MILES	4	66	1:45.951 Christopher SANDERS
ROW 1	1	22	1:45.673 Adam HANCE	2	57	1:45.789 Chris WEBB	
Pole							
							

Oulton Park Island
Circuit Length = 2.2260 miles

These results are provisional until the conclusion of any judicial and technical matters.

Clerk Of Course :		Timekeeper :
-------------------	--	--------------

BRSCC Season Opener - Oulton Park Island - 9th April 2016

Teekay Couplings Production GTi MK2 Championship

RACE 4 - CLASSIFICATION

POS	NO	CL	PIC NAME	ENTRY	LAPS	TIME	GAP	DIFF	MPH	BEST	ON
1	57	A	1 Chris WEBB	VW Golf GTi Mk2	10	18:10.832			73.46	1:46.600	10
2	9	A	2 Tim HARTLAND	VW Golf GTi Mk2	10	18:11.234	0.402	0.402	73.43	1:46.412	10
3	44	A	3 Peter MILNE	VW Golf GTi Mk2	10	18:15.896	5.064	4.662	73.12	1:47.511	9
4	66	A	4 Christopher SANDERS	VW Golf GTi Mk2	10	18:18.617	7.785	2.721	72.94	1:46.342	10
5	63	A	5 Dan GIBBS	VW Golf GTi Mk2	10	18:20.241	9.409	1.624	72.83	1:47.089	10
6	10*	A	6 Alistair MILES	VW Golf GTi Mk2	10	18:25.530	14.698	5.289	72.48	1:47.320	9
7	27	A	7 Paul FOREMAN	VW Golf GTi Mk2	10	18:32.852	22.020	7.322	72.00	1:48.367	10
8	42	A	8 Ian GREEN	VW Golf GTi Mk2	10	18:33.669	22.837	0.817	71.95	1:48.349	2
9	34	A	9 Alistair LINDSAY	VW Golf GTi Mk2	10	18:49.057	38.225	15.388	70.97	1:48.708	2
10	17	B	1 Matthew PETTS	VW Golf GTi Mk2	10	18:51.768	40.936	2.711	70.80	1:49.731	2
11	77	A	10 Simon FARNSWORTH	VW Golf GTi Mk2	10	18:54.653	43.821	2.885	70.62	1:49.032	10
12	88	A	11 Nathan BOLTON	VW Golf GTi Mk2	10	18:55.009	44.177	0.356	70.60	1:48.787	10
13	68	B	2 David ALDRIDGE	VW Golf GTi Mk2	10	18:56.637	45.805	1.628	70.50	1:49.063	10

NOT CLASSIFIED

DNF	50	B	Paul COWLAND	VW Golf GTi Mk2	9	16:59.807	1 Lap	1 Lap	70.72	1:49.614	2
DNF	35	A	Chris BAGULEY	VW Golf GTi Mk2	5	9:41.448	5 Laps	4 Laps	68.91	1:49.244	3
DNF	83	A	Paul BLACKBURN	VW Golf GTi Mk2	3	6:21.533	7 Laps	2 Laps	63.01	1:48.587	2

FASTEST LAP

66	A	Christopher SANDERS	VW Golf GTi Mk2	10	1:46.342	75.35 mph	121.27 kph
68	B	David ALDRIDGE	VW Golf GTi Mk2	10	1:49.063	73.47 mph	118.24 kph

Car 10 - 10 second startline penalty included

Weather / Track : Overcast / Damp

These results are provisional until the conclusion of any judicial and technical matters.

Oulton Park Island

Circuit Length = 2.2260 miles

Start: 15:40 Flag 15:58 End: 15:59

Clerk Of Course :		Timekeeper :	
-------------------	--	--------------	--

BRSCC Season Opener - Oulton Park Island - 9th April 2016

Teekay Couplings Production GTi MK2 Championship

RACE 4 - CLASSIFICATION - AMENDED

POS	NO	CL	PIC NAME	ENTRY	LAPS	TIME	GAP	DIFF	MPH	BEST	ON
1	57	A	1 Chris WEBB	VW Golf GTi Mk2	10	18:10.832			73.46	1:46.600	10
2	9	A	2 Tim HARTLAND	VW Golf GTi Mk2	10	18:11.234	0.402	0.402	73.43	1:46.412	10
3	44	A	3 Peter MILNE	VW Golf GTi Mk2	10	18:15.896	5.064	4.662	73.12	1:47.511	9
4	66	A	4 Christopher SANDERS	VW Golf GTi Mk2	10	18:18.617	7.785	2.721	72.94	1:46.342	10
5	63	A	5 Dan GIBBS	VW Golf GTi Mk2	10	18:20.241	9.409	1.624	72.83	1:47.089	10
6	10*	A	6 Alistair MILES	VW Golf GTi Mk2	10	18:25.530	14.698	5.289	72.48	1:47.320	9
7	27	A	7 Paul FOREMAN	VW Golf GTi Mk2	10	18:32.852	22.020	7.322	72.00	1:48.367	10
8	42	A	8 Ian GREEN	VW Golf GTi Mk2	10	18:33.669	22.837	0.817	71.95	1:48.349	2
9	34	A	9 Alistair LINDSAY	VW Golf GTi Mk2	10	18:49.057	38.225	15.388	70.97	1:48.708	2
10	17	B	1 Matthew PETTS	VW Golf GTi Mk2	10	18:51.768	40.936	2.711	70.80	1:49.731	2
11	88	A	10 Nathan BOLTON	VW Golf GTi Mk2	10	18:55.009	44.177	3.241	70.60	1:48.787	10
12	68	B	2 David ALDRIDGE	VW Golf GTi Mk2	10	18:56.637	45.805	1.628	70.50	1:49.063	10

NOT CLASSIFIED

DNF	50	B	Paul COWLAND	VW Golf GTi Mk2	9	16:59.807	1 Lap	1 Lap	70.72	1:49.614	2
DNF	35	A	Chris BAGULEY	VW Golf GTi Mk2	5	9:41.448	5 Laps	4 Laps	68.91	1:49.244	3
DNF	83	A	Paul BLACKBURN	VW Golf GTi Mk2	3	6:21.533	7 Laps	2 Laps	63.01	1:48.587	2
EX	77*	A	Simon FARNSWORTH	VW Golf GTi Mk2	0						

FASTEST LAP

66	A	Christopher SANDERS	VW Golf GTi Mk2	10	1:46.342	75.35 mph	121.27 kph
68	B	David ALDRIDGE	VW Golf GTi Mk2	10	1:49.063	73.47 mph	118.24 kph

Car 10 - 10 second startline penalty included

Car 77 excluded from result - technical infringement. C of C Decision refers.

Weather / Track : Overcast / Damp

These results are provisional until the conclusion of any judicial and technical matters.

Oulton Park Island

Circuit Length = 2.2260 miles

Start: 15:40 Flag 15:58 End: 15:59

Clerk Of Course :		Timekeeper :	
-------------------	--	--------------	--

BRSCC Season Opener - Oulton Park Island - 9th April 2016

Teekay Couplings Production GTi MK2 Championship

RACE 4 - LAP CHART

LAP 1 @ 15:42:32.944			LAP 2 @ 15:44:20.357			LAP 3 @ 15:46:08.137			LAP 4 @ 15:47:56.530			LAP 5 @ 15:49:45.780		
NO	BEHIND	LAP TIME	NO	BEHIND	LAP TIME	NO	BEHIND	LAP TIME	NO	BEHIND	LAP TIME	NO	BEHIND	LAP TIME
57		1:53.844	57		1:47.413	57		1:47.780	57		1:48.393	57		1:49.250
10	0.809	1:54.653	10	1.083	1:47.687	44	1.457	1:47.750	44	1.830	1:48.766	9	1.467	1:48.471
44	0.986	1:54.830	44	1.487	1:47.914	10	1.861	1:48.558	9	2.246	1:48.310	44	3.213	1:50.633
66	2.353	1:56.197	66	2.223	1:47.283	9	2.329	1:47.736	10	2.639	1:49.171	10	3.750	1:50.361
9	2.686	1:56.530	9	2.373	1:47.100	66	2.745	1:48.302	66	3.365	1:49.013	66	3.854	1:49.739
63	2.735	1:56.579	63	3.458	1:48.136	63	3.182	1:47.504	63	3.991	1:49.202	63	4.338	1:49.597
35	3.671	1:57.515	35	5.509	1:49.251	35	6.973	1:49.244	34	8.398	1:49.728	34	10.552	1:51.404
34	4.483	1:58.327	34	5.778	1:48.708	34	7.063	1:49.065	27	9.777	1:50.249	27	12.066	1:51.539
83	5.232	1:59.076	83	6.406	1:48.587	27	7.921	1:48.668	42	10.649	1:50.550	42	12.532	1:51.133
27	5.585	1:59.429	27	7.033	1:48.861	42	8.492	1:48.917	35	12.068	1:53.488	17	20.125	1:54.942
42	6.419	2:00.263	42	7.355	1:48.349	17	11.718	1:49.784	17	14.433	1:51.108	50	20.248	1:53.463
17	7.396	2:01.240	17	9.714	1:49.731	50	14.045	1:51.551	50	16.035	1:50.383	77	31.904	1:52.369
50	8.073	2:01.917	50	10.274	1:49.614	77	24.711	1:53.566	77	28.785	1:52.467	68	32.961	1:52.952
77	11.333	2:05.177	77	18.925	1:55.005	68	25.084	1:52.479	68	29.259	1:52.568	88	33.702	1:50.367
68	15.793	2:09.637	68	20.385	1:52.005	88	31.200	1:49.923	88	32.585	1:49.778	35	34.768	2:11.950 P
88	26.367	2:20.211	88	29.057	1:50.103	83	52.496	2:33.870 P						

Weather / Track : Overcast / Damp

Results can be found at www.tsl-timing.com

Page 1 of 2

Oulton Park Island
 Circuit Length = 2.2260 miles
 Start: 15:40 Flag 15:58 End: 15:59

Printed - 16:00 Saturday, 09 April 2016

BRSCC Season Opener - Oulton Park Island - 9th April 2016

Teekay Couplings Production GTi MK2 Championship

RACE 4 - LAP CHART

LAP 6 @ 15:51:36.537			LAP 7 @ 15:53:26.325			LAP 8 @ 15:55:15.684			LAP 9 @ 15:57:03.332			LAP 10 @ 15:58:49.932		
NO	BEHIND	LAP TIME	NO	BEHIND	LAP TIME	NO	BEHIND	LAP TIME	NO	BEHIND	LAP TIME	NO	BEHIND	LAP TIME
57		1:50.757	57		1:49.788	57		1:49.359	57		1:47.648	57		1:46.600
9	0.755	1:50.045	9	0.690	1:49.723	9	0.611	1:49.280	9	0.590	1:47.627	9	0.402	1:46.412
44	3.636	1:51.180	44	3.935	1:50.087	44	3.625	1:49.049	44	3.488	1:47.511	10	4.698	1:47.575
10	4.401	1:51.408	10	4.668	1:50.055	10	4.051	1:48.742	10	3.723	1:47.320	44	5.064	1:48.176
63	6.021	1:52.440	63	7.366	1:51.133	63	7.761	1:49.754	66	8.043	1:47.320	66	7.785	1:46.342
66	7.857	1:54.760	66	8.037	1:49.968	66	8.371	1:49.693	63	8.920	1:48.807	63	9.409	1:47.089
27	14.978	1:53.669	27	17.442	1:52.252	27	18.720	1:50.637	27	20.253	1:49.181	27	22.020	1:48.367
42	15.915	1:54.140	42	18.251	1:52.124	42	19.595	1:50.703	42	20.960	1:49.013	42	22.837	1:48.477
50	23.209	1:53.718	17	27.510	1:53.800	17	30.207	1:52.056	34	34.712	1:51.214	34	38.225	1:50.113
17	23.498	1:54.130	50	28.053	1:54.632	50	30.573	1:51.879	17	35.340	1:52.781	17	40.936	1:52.196
34	27.272	2:07.477	34	30.100	1:52.616	34	31.146	1:50.405	50	35.575	1:52.650	77	43.821	1:49.032
77	34.401	1:53.254	77	36.346	1:51.733	77	38.973	1:51.986	77	41.389	1:50.064	88	44.177	1:48.787
88	35.993	1:53.048	88	37.535	1:51.330	88	39.776	1:51.600	88	41.990	1:49.862	68	45.805	1:49.063
68	36.097	1:53.893	68	39.688	1:53.379	68	41.027	1:50.698	68	43.342	1:49.963			

Weather / Track : Overcast / Damp

BRSCC Season Opener - Oulton Park Island - 9th April 2016

Teekay Couplings Production GTi MK2 Championship

RACE 4 - LAP ANALYSIS

DIFF = Difference To Personal Best Lap

P1 57 Chris WEBB				
LAP	LAP TIME	DIFF	MPH	TIME OF DAY
1 -	1:53.844	7.244	70.39	15:42:32.944
2 -	1:47.413 (2)	0.813	74.60	15:44:20.357
3 -	1:47.780	1.180	74.35	15:46:08.137
4 -	1:48.393	1.793	73.93	15:47:56.530
5 -	1:49.250	2.650	73.35	15:49:45.780
6 -	1:50.757	4.157	72.35	15:51:36.537
7 -	1:49.788	3.188	72.99	15:53:26.325
8 -	1:49.359	2.759	73.27	15:55:15.684
9 -	1:47.648 (3)	1.048	74.44	15:57:03.332
10 -	1:46.600 (1)		75.17	15:58:49.932

P2 9 Tim HARTLAND				
LAP	LAP TIME	DIFF	MPH	TIME OF DAY
1 -	1:56.530	10.118	68.76	15:42:35.630
2 -	1:47.100 (2)	0.688	74.82	15:44:22.730
3 -	1:47.736	1.324	74.38	15:46:10.466
4 -	1:48.310	1.898	73.98	15:47:58.776
5 -	1:48.471	2.059	73.87	15:49:47.247
6 -	1:50.045	3.633	72.82	15:51:37.292
7 -	1:49.723	3.311	73.03	15:53:27.015
8 -	1:49.280	2.868	73.33	15:55:16.295
9 -	1:47.627 (3)	1.215	74.45	15:57:03.922
10 -	1:46.412 (1)		75.30	15:58:50.334

P3 44 Peter MILNE				
LAP	LAP TIME	DIFF	MPH	TIME OF DAY
1 -	1:54.830	7.319	69.78	15:42:33.930
2 -	1:47.914 (3)	0.403	74.25	15:44:21.844
3 -	1:47.750 (2)	0.239	74.37	15:46:09.594
4 -	1:48.766	1.255	73.67	15:47:58.360
5 -	1:50.633	3.122	72.43	15:49:48.993
6 -	1:51.180	3.669	72.07	15:51:40.173
7 -	1:50.087	2.576	72.79	15:53:30.260
8 -	1:49.049	1.538	73.48	15:55:19.309
9 -	1:47.511 (1)		74.53	15:57:06.820
10 -	1:48.176	0.665	74.07	15:58:54.996

P4 66 Christopher SANDERS				
LAP	LAP TIME	DIFF	MPH	TIME OF DAY
1 -	1:56.197	9.855	68.96	15:42:35.297
2 -	1:47.283 (2)	0.941	74.69	15:44:22.580
3 -	1:48.302	1.960	73.99	15:46:10.882
4 -	1:49.013	2.671	73.51	15:47:59.895
5 -	1:49.739	3.397	73.02	15:49:49.634
6 -	1:54.760	8.418	69.82	15:51:44.394
7 -	1:49.968	3.626	72.87	15:53:34.362
8 -	1:49.693	3.351	73.05	15:55:24.055
9 -	1:47.320 (3)	0.978	74.67	15:57:11.375
10 -	1:46.342 (1)		75.35	15:58:57.717

P5 63 Dan GIBBS				
LAP	LAP TIME	DIFF	MPH	TIME OF DAY
1 -	1:56.579	9.490	68.73	15:42:35.679
2 -	1:48.136 (3)	1.047	74.10	15:44:23.815
3 -	1:47.504 (2)	0.415	74.54	15:46:11.319
4 -	1:49.202	2.113	73.38	15:48:00.521
5 -	1:49.597	2.508	73.11	15:49:50.118
6 -	1:52.440	5.351	71.27	15:51:42.558

DIFF = Difference To Personal Best Lap

7 -	1:51.133	4.044	72.10	15:53:33.691
8 -	1:49.754	2.665	73.01	15:55:23.445
9 -	1:48.807	1.718	73.64	15:57:12.252
10 -	1:47.089 (1)		74.83	15:58:59.341

P6 10 Alistair MILES				
LAP	LAP TIME	DIFF	MPH	TIME OF DAY
1 -	1:54.653	7.333	69.89	15:42:33.753
2 -	1:47.687 (3)	0.367	74.41	15:44:21.440
3 -	1:48.558	1.238	73.81	15:46:09.998
4 -	1:49.171	1.851	73.40	15:47:59.169
5 -	1:50.361	3.041	72.61	15:49:49.530
6 -	1:51.408	4.088	71.93	15:51:40.938
7 -	1:50.055	2.735	72.81	15:53:30.993
8 -	1:48.742	1.422	73.69	15:55:19.735
9 -	1:47.320 (1)		74.67	15:57:07.055
10 -	1:47.575 (2)	0.255	74.49	15:58:54.630

P7 27 Paul FOREMAN				
LAP	LAP TIME	DIFF	MPH	TIME OF DAY
1 -	1:59.429	11.062	67.09	15:42:38.529
2 -	1:48.861 (3)	0.494	73.61	15:44:27.390
3 -	1:48.668 (2)	0.301	73.74	15:46:16.058
4 -	1:50.249	1.882	72.68	15:48:06.307
5 -	1:51.539	3.172	71.84	15:49:57.846
6 -	1:53.669	5.302	70.49	15:51:51.515
7 -	1:52.252	3.885	71.38	15:53:43.767
8 -	1:50.637	2.270	72.43	15:55:34.404
9 -	1:49.181	0.814	73.39	15:57:23.585
10 -	1:48.367 (1)		73.94	15:59:11.952

P8 42 Ian GREEN				
LAP	LAP TIME	DIFF	MPH	TIME OF DAY
1 -	2:00.263	11.914	66.63	15:42:39.363
2 -	1:48.349 (1)		73.96	15:44:27.712
3 -	1:48.917 (3)	0.568	73.57	15:46:16.629
4 -	1:50.550	2.201	72.48	15:48:07.179
5 -	1:51.133	2.784	72.10	15:49:58.312
6 -	1:54.140	5.791	70.20	15:51:52.452
7 -	1:52.124	3.775	71.47	15:53:44.576
8 -	1:50.703	2.354	72.38	15:55:35.279
9 -	1:49.013	0.664	73.51	15:57:24.292
10 -	1:48.477 (2)	0.128	73.87	15:59:12.769

P9 34 Alistair LINDSAY				
LAP	LAP TIME	DIFF	MPH	TIME OF DAY
1 -	1:58.327	9.619	67.72	15:42:37.427
2 -	1:48.708 (1)		73.71	15:44:26.135
3 -	1:49.065 (2)	0.357	73.47	15:46:15.200
4 -	1:49.728 (3)	1.020	73.03	15:48:04.928
5 -	1:51.404	2.696	71.93	15:49:56.332
6 -	2:07.477	18.769	62.86	15:52:03.809
7 -	1:52.616	3.908	71.15	15:53:56.425
8 -	1:50.405	1.697	72.58	15:55:46.830
9 -	1:51.214	2.506	72.05	15:57:38.044
10 -	1:50.113	1.405	72.77	15:59:28.157

P10 17 Matthew PETTS				
LAP	LAP TIME	DIFF	MPH	TIME OF DAY
1 -	2:01.240	11.509	66.09	15:42:40.340

Weather / Track : Overcast / Damp

Oulton Park Island

Circuit Length = 2.2260 miles

Start: 15:40 Flag 15:58 End: 15:59

BRSCC Season Opener - Oulton Park Island - 9th April 2016

Teekay Couplings Production GTi MK2 Championship

RACE 4 - LAP ANALYSIS

DIFF = Difference To Personal Best Lap

2 -	1:49.731 (1)		73.02	15:44:30.071
3 -	1:49.784 (2)	0.053	72.99	15:46:19.855
4 -	1:51.108 (3)	1.377	72.12	15:48:10.963
5 -	1:54.942	5.211	69.71	15:50:05.905
6 -	1:54.130	4.399	70.21	15:52:00.035
7 -	1:53.800	4.069	70.41	15:53:53.835
8 -	1:52.056	2.325	71.51	15:55:45.891
9 -	1:52.781	3.050	71.05	15:57:38.672
10 -	1:52.196	2.465	71.42	15:59:30.868

P11 77 Simon FARNSWORTH

LAP	LAP TIME	DIFF	MPH	TIME OF DAY
1 -	2:05.177	16.145	64.01	15:42:44.277
2 -	1:55.005	5.973	69.68	15:44:39.282
3 -	1:53.566	4.534	70.56	15:46:32.848
4 -	1:52.467	3.435	71.25	15:48:25.315
5 -	1:52.369	3.337	71.31	15:50:17.684
6 -	1:53.254	4.222	70.75	15:52:10.938
7 -	1:51.733 (3)	2.701	71.72	15:54:02.671
8 -	1:51.986	2.954	71.55	15:55:54.657
9 -	1:50.064 (2)	1.032	72.80	15:57:44.721
10 -	1:49.032 (1)		73.49	15:59:33.753

P12 88 Nathan BOLTON

LAP	LAP TIME	DIFF	MPH	TIME OF DAY
1 -	2:20.211	31.424	57.15	15:42:59.311
2 -	1:50.103	1.316	72.78	15:44:49.414
3 -	1:49.923	1.136	72.90	15:46:39.337
4 -	1:49.778 (2)	0.991	72.99	15:48:29.115
5 -	1:50.367	1.580	72.60	15:50:19.482
6 -	1:53.048	4.261	70.88	15:52:12.530
7 -	1:51.330	2.543	71.98	15:54:03.860
8 -	1:51.600	2.813	71.80	15:55:55.460
9 -	1:49.862 (3)	1.075	72.94	15:57:45.322
10 -	1:48.787 (1)		73.66	15:59:34.109

P13 68 David ALDRIDGE

LAP	LAP TIME	DIFF	MPH	TIME OF DAY
1 -	2:09.637	20.574	61.81	15:42:48.737
2 -	1:52.005	2.942	71.54	15:44:40.742
3 -	1:52.479	3.416	71.24	15:46:33.221
4 -	1:52.568	3.505	71.18	15:48:25.789
5 -	1:52.952	3.889	70.94	15:50:18.741
6 -	1:53.893	4.830	70.36	15:52:12.634
7 -	1:53.379	4.316	70.67	15:54:06.013
8 -	1:50.698 (3)	1.635	72.39	15:55:56.711
9 -	1:49.963 (2)	0.900	72.87	15:57:46.674
10 -	1:49.063 (1)		73.47	15:59:35.737

P14 50 Paul COWLAND

LAP	LAP TIME	DIFF	MPH	TIME OF DAY
1 -	2:01.917	12.303	65.72	15:42:41.017
2 -	1:49.614 (1)		73.10	15:44:30.631
3 -	1:51.551 (3)	1.937	71.83	15:46:22.182
4 -	1:50.383 (2)	0.769	72.59	15:48:12.565
5 -	1:53.463	3.849	70.62	15:50:06.028
6 -	1:53.718	4.104	70.46	15:51:59.746
7 -	1:54.632	5.018	69.90	15:53:54.378
8 -	1:51.879	2.265	71.62	15:55:46.257
9 -	1:52.650	3.036	71.13	15:57:38.907

DIFF = Difference To Personal Best Lap

P15 35 Chris BAGULEY				
LAP	LAP TIME	DIFF	MPH	TIME OF DAY
1 -	1:57.515	8.271	68.19	15:42:36.615
2 -	1:49.251 (2)	0.007	73.35	15:44:25.866
3 -	1:49.244 (1)		73.35	15:46:15.110
4 -	1:53.488 (3)	4.244	70.61	15:48:08.598
5 -	2:11.950 P	22.706	60.73	15:50:20.548

P16 83 Paul BLACKBURN

LAP	LAP TIME	DIFF	MPH	TIME OF DAY
1 -	1:59.076 (2)	10.489	67.29	15:42:38.176
2 -	1:48.587 (1)		73.79	15:44:26.763
3 -	2:33.870 P	45.283	52.08	15:47:00.633


BRSCC Season Opener - Oulton Park Island - 9th April 2016

Teekay Couplings Production GTi MK2 Championship

RACE 8 - GRID (15 minutes)

ROW 8	15	9:41.448 35 Chris BAGULEY	16	6:21.533 83 Paul BLACKBURN
ROW 7	13	18:56.637 68 David ALDRIDGE	14	16:59.807 50 Paul COWLAND
ROW 6	11	18:54.653 77 Simon FARNSWORTH	12	18:55.009 88 Nathan BOLTON
ROW 5	9	18:49.057 34 Alistair LINDSAY	10	18:51.768 17 Matthew PETTS
ROW 4	7	18:32.852 27 Paul FOREMAN	8	18:33.669 42 Ian GREEN
ROW 3	5	18:20.241 63 Dan GIBBS	6	18:25.530 10 Alistair MILES
ROW 2	3	18:15.896 44 Peter MILNE	4	18:18.617 66 Christopher SANDERS
ROW 1	1	18:10.832 57 Chris WEBB	2	18:11.234 9 Tim HARTLAND

Pole



Oulton Park Island
Circuit Length = 2.2260 miles


These results are provisional until the conclusion of any judicial and technical matters.

Clerk Of Course :		Timekeeper :
-------------------	--	--------------

BRSCC Season Opener - Oulton Park Island - 9th April 2016

Teekay Couplings Production GTi MK2 Championship

RACE 8 - GRID (15 minutes) AMENDED

ROW 8	15	6:21.533 83 Paul BLACKBURN	16	18:54.653 77 Simon FARNSWORTH
ROW 7	13	16:59.807 50 Paul COWLAND	14	9:41.448 35 Chris BAGULEY
ROW 6	11	18:55.009 88 Nathan BOLTON	12	18:56.637 68 David ALDRIDGE
ROW 5	9	18:49.057 34 Alistair LINDSAY	10	18:51.768 17 Matthew PETTS
ROW 4	7	18:32.852 27 Paul FOREMAN	8	18:33.669 42 Ian GREEN
ROW 3	5	18:20.241 63 Dan GIBBS	6	18:25.530 10 Alistair MILES
ROW 2	3	18:15.896 44 Peter MILNE	4	18:18.617 66 Christopher SANDERS
ROW 1	1	18:10.832 57 Chris WEBB	2	18:11.234 9 Tim HARTLAND
Pole				
				

Oulton Park Island
Circuit Length = 2.2260 miles

These results are provisional until the conclusion of any judicial and technical matters.

Clerk Of Course :

Timekeeper :

BRSCC Season Opener - Oulton Park Island - 9th April 2016

Teekay Couplings Production GTi MK2 Championship

RACE 8 - CLASSIFICATION

POS	NO	CL	PIC NAME	ENTRY	LAPS	TIME	GAP	DIFF	MPH	BEST	ON
1	57	A	1 Chris WEBB	VW Golf GTi Mk2	8	15:09.757			70.46	1:51.190	7
2	66	A	2 Christopher SANDERS	VW Golf GTi Mk2	8	15:11.657	1.900	1.900	70.32	1:50.893	8
3	44	A	3 Peter MILNE	VW Golf GTi Mk2	8	15:17.915	8.158	6.258	69.84	1:51.037	8
4	22	A	4 Adam HANCE	VW Golf GTi Mk2	8	15:20.887	11.130	2.972	69.61	1:50.675	7
5	63	A	5 Dan GIBBS	VW Golf GTi Mk2	8	15:24.633	14.876	3.746	69.33	1:52.154	7
6	9	A	6 Tim HARTLAND	VW Golf GTi Mk2	8	15:24.795	15.038	0.162	69.32	1:51.467	6
7	42	A	7 Ian GREEN	VW Golf GTi Mk2	8	15:26.470	16.713	1.675	69.19	1:52.436	8
8	10	A	8 Alistair MILES	VW Golf GTi Mk2	8	15:26.796	17.039	0.326	69.17	1:51.198	8
9	27	A	9 Paul FOREMAN	VW Golf GTi Mk2	8	15:36.981	27.224	10.185	68.42	1:53.844	8
10	17	B	1 Matthew PETTS	VW Golf GTi Mk2	8	15:40.892	31.135	3.911	68.13	1:54.201	7
11	88	A	10 Nathan BOLTON	VW Golf GTi Mk2	8	15:41.741	31.984	0.849	68.07	1:52.657	8
12	34	A	11 Alistair LINDSAY	VW Golf GTi Mk2	8	15:42.156	32.399	0.415	68.04	1:52.114	8
13	68	B	2 David ALDRIDGE	VW Golf GTi Mk2	8	15:46.049	36.292	3.893	67.76	1:54.271	8
14	50	B	3 Paul COWLAND	VW Golf GTi Mk2	8	15:47.507	37.750	1.458	67.66	1:54.155	7

NOT CLASSIFIED

DNF	35	A	Chris BAGULEY	VW Golf GTi Mk2	4	8:03.436	4 Laps	4 Laps	66.30	1:55.136	3
-----	----	---	---------------	-----------------	---	----------	--------	--------	-------	----------	---

FASTEST LAP

22	A	Adam HANCE	VW Golf GTi Mk2	7	1:50.675	72.40 mph	116.52 kph
50	B	Paul COWLAND	VW Golf GTi Mk2	7	1:54.155	70.19 mph	112.97 kph

Weather / Track : Cloudy / Damp

These results are provisional until the conclusion of any judicial and technical matters.

Oulton Park Island

Circuit Length = 2.2260 miles

Start: 17:45 Flag 18:00 End: 18:01

Clerk Of Course :		Timekeeper :	
-------------------	--	--------------	--

BRSCC Season Opener - Oulton Park Island - 9th April 2016

Teekay Couplings Production GTi MK2 Championship

RACE 8 - LAP CHART

LAP 1 @ 17:47:14.561			LAP 2 @ 17:49:08.537			LAP 3 @ 17:51:01.641			LAP 4 @ 17:52:54.313			LAP 5 @ 17:54:47.383		
NO	BEHIND	LAP TIME	NO	BEHIND	LAP TIME	NO	BEHIND	LAP TIME	NO	BEHIND	LAP TIME	NO	BEHIND	LAP TIME
57		2:01.988	57		1:53.976	57		1:53.104	57		1:52.672	57		1:53.070
63	0.548	2:02.536	63	1.319	1:54.747	66	1.802	1:53.247	66	1.642	1:52.512	66	0.769	1:52.197
66	1.400	2:03.388	66	1.659	1:54.235	9	3.449	1:54.160	42	7.949	1:54.927	44	8.726	1:53.117
9	2.149	2:04.137	9	2.393	1:54.220	63	4.875	1:56.660	44	8.679	1:52.843	42	10.549	1:55.670
42	2.970	2:04.958	42	4.275	1:55.281	42	5.694	1:54.523	63	9.382	1:57.179	63	10.852	1:54.540
27	4.989	2:06.977	27	7.733	1:56.720	44	8.508	1:53.260	88	12.879	1:54.890	22	11.774	1:51.537
88	5.502	2:07.490	88	8.188	1:56.662	27	10.101	1:55.472	22	13.307	1:53.247	9	14.313	1:53.882
34	5.966	2:07.954	44	8.352	1:55.814	88	10.661	1:55.577	9	13.501	2:02.724	10	17.217	1:54.155
44	6.514	2:08.502	35	9.908	1:56.470	35	11.940	1:55.136	10	16.132	1:54.657	27	19.986	1:55.897
35	7.414	2:09.402	10	10.253	1:56.549	22	12.732	1:53.517	27	17.159	1:59.730	17	21.903	1:56.480
10	7.680	2:09.668	22	12.319	1:57.341	10	14.147	1:56.998	17	18.493	1:55.971	68	24.059	1:55.328
17	8.609	2:10.597	50	12.439	1:57.728	17	15.194	1:55.575	35	21.696	2:02.428 P	88	28.256	2:08.447
50	8.687	2:10.675	17	12.723	1:58.090	50	16.188	1:56.853	68	21.801	1:56.736	34	28.883	1:56.813
22	8.954	2:10.942	68	14.180	1:58.558	68	17.737	1:56.661	50	24.620	2:01.104	50	29.757	1:58.207
68	9.598	2:11.586	34	16.951	2:04.961	34	20.295	1:56.448	34	25.140	1:57.517			

Weather / Track : Cloudy / Damp

Oulton Park Island
 Circuit Length = 2.2260 miles
 Start: 17:45 Flag 18:00 End: 18:01

BRSCC Season Opener - Oulton Park Island - 9th April 2016

Teekay Couplings Production GTi MK2 Championship

RACE 8 - LAP CHART

LAP 6 @ 17:56:38.861			LAP 7 @ 17:58:30.051			LAP 8 @ 18:00:22.330		
NO	BEHIND	LAP TIME	NO	BEHIND	LAP TIME	NO	BEHIND	LAP TIME
57		1:51.478	57		1:51.190	57		1:52.279
66	1.594	1:52.303	66	3.286	1:52.882	66	1.900	1:50.893
44	9.212	1:51.964	44	9.400	1:51.378	44	8.158	1:51.037
22	13.010	1:52.714	22	12.495	1:50.675	22	11.130	1:50.914
63	13.270	1:53.896	63	14.234	1:52.154	63	14.876	1:52.921
42	13.845	1:54.774	9	14.699	1:51.587	9	15.038	1:52.618
9	14.302	1:51.467	42	16.556	1:53.901	42	16.713	1:52.436
10	17.749	1:52.010	10	18.120	1:51.561	10	17.039	1:51.198
27	22.560	1:54.052	27	25.659	1:54.289	27	27.224	1:53.844
17	25.674	1:55.249	17	28.685	1:54.201	17	31.135	1:54.729
68	29.418	1:56.837	88	31.606	1:52.732	88	31.984	1:52.657
88	30.064	1:53.286	34	32.564	1:52.830	34	32.399	1:52.114
34	30.924	1:53.519	68	34.300	1:56.072	68	36.292	1:54.271
50	32.803	1:54.524	50	35.768	1:54.155	50	37.750	1:54.261

Weather / Track : Cloudy / Damp

Results can be found at www.tsl-timing.com

Page 2 of 2

Oulton Park Island
Circuit Length = 2.2260 miles
Start: 17:45 Flag 18:00 End: 18:01

Printed - 18:03 Saturday, 09 April 2016

BRSCC Season Opener - Oulton Park Island - 9th April 2016

Teekay Couplings Production GTi MK2 Championship

RACE 8 - LAP ANALYSIS

DIFF = Difference To Personal Best Lap

P1 57 Chris WEBB				
LAP	LAP TIME	DIFF	MPH	TIME OF DAY
1 -	2:01.988	10.798	65.69	17:47:14.561
2 -	1:53.976	2.786	70.30	17:49:08.537
3 -	1:53.104	1.914	70.85	17:51:01.641
4 -	1:52.672	1.482	71.12	17:52:54.313
5 -	1:53.070	1.880	70.87	17:54:47.383
6 -	1:51.478 (2)	0.288	71.88	17:56:38.861
7 -	1:51.190 (1)		72.07	17:58:30.051
8 -	1:52.279 (3)	1.089	71.37	18:00:22.330

P2 66 Christopher SANDERS				
LAP	LAP TIME	DIFF	MPH	TIME OF DAY
1 -	2:03.388	12.495	64.94	17:47:15.961
2 -	1:54.235	3.342	70.15	17:49:10.196
3 -	1:53.247	2.354	70.76	17:51:03.443
4 -	1:52.512	1.619	71.22	17:52:55.955
5 -	1:52.197 (2)	1.304	71.42	17:54:48.152
6 -	1:52.303 (3)	1.410	71.35	17:56:40.455
7 -	1:52.882	1.989	70.99	17:58:33.337
8 -	1:50.893 (1)		72.26	18:00:24.230

P3 44 Peter MILNE				
LAP	LAP TIME	DIFF	MPH	TIME OF DAY
1 -	2:08.502	17.465	62.36	17:47:21.075
2 -	1:55.814	4.777	69.19	17:49:16.889
3 -	1:53.260	2.223	70.75	17:51:10.149
4 -	1:52.843	1.806	71.01	17:53:02.992
5 -	1:53.117	2.080	70.84	17:54:56.109
6 -	1:51.964 (3)	0.927	71.57	17:56:48.073
7 -	1:51.378 (2)	0.341	71.94	17:58:39.451
8 -	1:51.037 (1)		72.17	18:00:30.488

P4 22 Adam HANCE				
LAP	LAP TIME	DIFF	MPH	TIME OF DAY
1 -	2:10.942	20.267	61.19	17:47:23.515
2 -	1:57.341	6.666	68.29	17:49:20.856
3 -	1:53.517	2.842	70.59	17:51:14.373
4 -	1:53.247	2.572	70.76	17:53:07.620
5 -	1:51.537 (3)	0.862	71.84	17:54:59.157
6 -	1:52.714	2.039	71.09	17:56:51.871
7 -	1:50.675 (1)		72.40	17:58:42.546
8 -	1:50.914 (2)	0.239	72.25	18:00:33.460

P5 63 Dan GIBBS				
LAP	LAP TIME	DIFF	MPH	TIME OF DAY
1 -	2:02.536	10.382	65.39	17:47:15.109
2 -	1:54.747	2.593	69.83	17:49:09.856
3 -	1:56.660	4.506	68.69	17:51:06.516
4 -	1:57.179	5.025	68.38	17:53:03.695
5 -	1:54.540	2.386	69.96	17:54:58.235
6 -	1:53.896 (3)	1.742	70.35	17:56:52.131
7 -	1:52.154 (1)		71.45	17:58:44.285
8 -	1:52.921 (2)	0.767	70.96	18:00:37.206

P6 9 Tim HARTLAND				
LAP	LAP TIME	DIFF	MPH	TIME OF DAY
1 -	2:04.137	12.670	64.55	17:47:16.710
2 -	1:54.220	2.753	70.15	17:49:10.930

DIFF = Difference To Personal Best Lap

3 -	1:54.160	2.693	70.19	17:51:05.090
4 -	2:02.724	11.257	65.29	17:53:07.814
5 -	1:53.882	2.415	70.36	17:55:01.696
6 -	1:51.467 (1)		71.89	17:56:53.163
7 -	1:51.587 (2)	0.120	71.81	17:58:44.750
8 -	1:52.618 (3)	1.151	71.15	18:00:37.368

P7 42 Ian GREEN				
LAP	LAP TIME	DIFF	MPH	TIME OF DAY
1 -	2:04.958	12.522	64.12	17:47:17.531
2 -	1:55.281	2.845	69.51	17:49:12.812
3 -	1:54.523 (3)	2.087	69.97	17:51:07.335
4 -	1:54.927	2.491	69.72	17:53:02.262
5 -	1:55.670	3.234	69.27	17:54:57.932
6 -	1:54.774	2.338	69.82	17:56:52.706
7 -	1:53.901 (2)	1.465	70.35	17:58:46.607
8 -	1:52.436 (1)		71.27	18:00:39.043

P8 10 Alistair MILES				
LAP	LAP TIME	DIFF	MPH	TIME OF DAY
1 -	2:09.668	18.470	61.80	17:47:22.241
2 -	1:56.549	5.351	68.75	17:49:18.790
3 -	1:56.998	5.800	68.49	17:51:15.788
4 -	1:54.657	3.459	69.89	17:53:10.445
5 -	1:54.155	2.957	70.19	17:55:04.600
6 -	1:52.010 (3)	0.812	71.54	17:56:56.610
7 -	1:51.561 (2)	0.363	71.83	17:58:48.171
8 -	1:51.198 (1)		72.06	18:00:39.369

P9 27 Paul FOREMAN				
LAP	LAP TIME	DIFF	MPH	TIME OF DAY
1 -	2:06.977	13.133	63.11	17:47:19.550
2 -	1:56.720	2.876	68.65	17:49:16.270
3 -	1:55.472	1.628	69.39	17:51:11.742
4 -	1:59.730	5.886	66.93	17:53:11.472
5 -	1:55.897	2.053	69.14	17:55:07.369
6 -	1:54.052 (2)	0.208	70.26	17:57:01.421
7 -	1:54.289 (3)	0.445	70.11	17:58:55.710
8 -	1:53.844 (1)		70.39	18:00:49.554

P10 17 Matthew PETTS				
LAP	LAP TIME	DIFF	MPH	TIME OF DAY
1 -	2:10.597	16.396	61.36	17:47:23.170
2 -	1:58.090	3.889	67.86	17:49:21.260
3 -	1:55.575	1.374	69.33	17:51:16.835
4 -	1:55.971	1.770	69.10	17:53:12.806
5 -	1:56.480	2.279	68.79	17:55:09.286
6 -	1:55.249 (3)	1.048	69.53	17:57:04.535
7 -	1:54.201 (1)		70.17	17:58:58.736
8 -	1:54.729 (2)	0.528	69.84	18:00:53.465

P11 88 Nathan BOLTON				
LAP	LAP TIME	DIFF	MPH	TIME OF DAY
1 -	2:07.490	14.833	62.85	17:47:20.063
2 -	1:56.662	4.005	68.69	17:49:16.725
3 -	1:55.577	2.920	69.33	17:51:12.302
4 -	1:54.890	2.233	69.75	17:53:07.192
5 -	2:08.447	15.790	62.38	17:55:15.639
6 -	1:53.286 (3)	0.629	70.73	17:57:08.925
7 -	1:52.732 (2)	0.075	71.08	17:59:01.657

Oulton Park Island
 Circuit Length = 2.2260 miles
 Start: 17:45 Flag 18:00 End: 18:01

Weather / Track : Cloudy / Damp

BRSCC Season Opener - Oulton Park Island - 9th April 2016

Teekay Couplings Production GTi MK2 Championship

RACE 8 - LAP ANALYSIS

DIFF = Difference To Personal Best Lap

8 - 1:52.657 (1) 71.13 18:00:54.314

P12 34 Alistair LINDSAY				
LAP	LAP TIME	DIFF	MPH	TIME OF DAY
1 -	2:07.954	15.840	62.62	17:47:20.527
2 -	2:04.961	12.847	64.12	17:49:25.488
3 -	1:56.448	4.334	68.81	17:51:21.936
4 -	1:57.517	5.403	68.19	17:53:19.453
5 -	1:56.813	4.699	68.60	17:55:16.266
6 -	1:53.519 (3)	1.405	70.59	17:57:09.785
7 -	1:52.830 (2)	0.716	71.02	17:59:02.615
8 -	1:52.114 (1)		71.47	18:00:54.729

P13 68 David ALDRIDGE				
LAP	LAP TIME	DIFF	MPH	TIME OF DAY
1 -	2:11.586	17.315	60.89	17:47:24.159
2 -	1:58.558	4.287	67.59	17:49:22.717
3 -	1:56.661	2.390	68.69	17:51:19.378
4 -	1:56.736	2.465	68.64	17:53:16.114
5 -	1:55.328 (2)	1.057	69.48	17:55:11.442
6 -	1:56.837	2.566	68.58	17:57:08.279
7 -	1:56.072 (3)	1.801	69.03	17:59:04.351
8 -	1:54.271 (1)		70.12	18:00:58.622

P14 50 Paul COWLAND				
LAP	LAP TIME	DIFF	MPH	TIME OF DAY
1 -	2:10.675	16.520	61.32	17:47:23.248
2 -	1:57.728	3.573	68.06	17:49:20.976
3 -	1:56.853	2.698	68.57	17:51:17.829
4 -	2:01.104	6.949	66.17	17:53:18.933
5 -	1:58.207	4.052	67.79	17:55:17.140
6 -	1:54.524 (3)	0.369	69.97	17:57:11.664
7 -	1:54.155 (1)		70.19	17:59:05.819
8 -	1:54.261 (2)	0.106	70.13	18:01:00.080

P15 35 Chris BAGULEY				
LAP	LAP TIME	DIFF	MPH	TIME OF DAY
1 -	2:09.402 (3)	14.266	61.92	17:47:21.975
2 -	1:56.470 (2)	1.334	68.80	17:49:18.445
3 -	1:55.136 (1)		69.60	17:51:13.581
4 -	2:02.428 P	7.292	65.45	17:53:16.009